

## Proposal Request

**PROJECT:**

**Bottineau Ridge Apartments III  
Maple Grove, MN  
Project No. 19027**

**Proposal Request #1**

**Date: Feb. 22<sup>nd</sup>, 2021**

See below for a general itemized list of changes from the “Bid Set” to the “Permit Set”. The General Contractor is responsible for verifying all aspects of the bids with the final permit set.

**Architectural Plans:**

**Sheets A001 – Title Sheet:**

1. Drawing Log Updated.

**Sheets A100 – Overall Basement and First Floor Plan:**

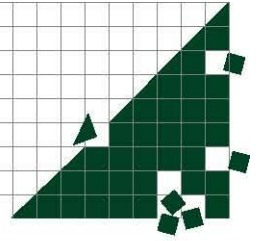
2. 16” CIP wall adjusted to show rock face block veneer to match elevations.

**Sheets A100A-B – Enlarged Basement Plans – Areas “A” & “B”:**

3. “C” Wall Types revised to show reinforcement as required by structural.
4. See revised number notes.
5. Floor drain provided by recycling area.
6. 2 hour fire wall by recycling to remain as the existing wall in lieu of constructing a new wall.
7. Bike storage provided at each stall per approved alternate #2.
8. Gate and fence provided by electrical space per approved alternate #3.
9. Wall types at the Refuse room and the Mechanical space revised to CIP walls in lieu of CMU to match structural shearwall requirements.
10. Wall types at Storage room revised to CIP to match structural bearing requirements.

**Sheets A101A-B – Enlarged First Floor Plans – Areas “A” & “B”:**

11. Wall type 2 provided in plan set.
12. See revised number notes.
13. TV and/or mechanical equipment provided in Club Room, Vestibule and Elevator Lobby.
14. Accessible push button provided at each door on each side in the Vestibule.
15. Dimensions adjusted at 16” foundation/rock face block veneer wall on NW side to match detail 44/A803.
16. Walls adjusted at Refuse room to match walls above and structural.



### Sheets A102A-B – Enlarged Second Floor Plans – Areas “A” & “B”:

17. See revised number notes.
18. Location for TV provided in Fitness room.
19. Section markers were provided at the lobby stair.
20. Dimensions adjusted at 16” foundation/rock face block veneer wall on NW side to match detail 44/A803.

### Sheets A103A-B – Enlarged Third Floor Plans – Areas “A” & “B”:

21. Dimensions adjusted at 16” foundation/rock face block veneer wall on NW side to match detail 44/A803.
22. See revised number notes.

### Sheets A105 – Roof Plan:

23. Note for ridge vent to include snow filter.

### Sheets A110 – First and Second Floor Reflected Ceiling Plan

24. Ceiling feature at second story ceiling provided per approved alternate #10. See detail 3/A110.

### Sheets A201-204 – Unit Plans

#### General Notes:

25. See revised number notes.
26. Linen closets in bathrooms were revised to show face frame cabinets to match the number note and pictures from Phase II.
27. Side by side washers were revised to note for floor drain to be included in disaster pan per MHFA specs.
28. Ceiling fans provided in each living room.
29. Robe hooks were moved from the linen closet to a wall location.
30. Curtain rod at tubs adjusted to show curved rod to match Phase II.

#### Specific Units:

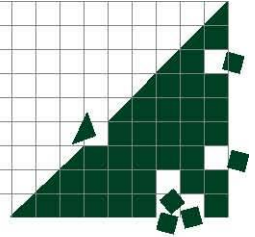
31. Unit 4A: Hallway adjusted to maintain 42” clear per UD requirements.

### Sheets A401 – Door and Window Schedule

32. B006: Hardware adjusted.
33. 001A&B: Transom added to notes.
34. 010B & 015A: Door frame adjusted to alum. storefront.
35. Bedrooms unit doors adjusted to omit push button locking hardware.
36. Door hardware 26 adjusted to include astragal.

### Sheets A501-502 – Exterior Elevations

37. Note for lighting in all entry canopies to match Phase II.



## Sheets A601-602 – Interior Elevations

- 38. Cabinet above fridge adjusted to match Phase II.
- 39. Detail 12: Upper cabinets adjusted.
- 40. Detail 16: Base cabinet adjusted to include removable cabinet front.
- 41. Details 30-32: Elevation adjusted to show half high linens to match Phase II.
- 42. Detail 35: Elevation adjusted to show wall mounted vanity and soap dispenser on the right.

## Sheets A701-703 – Cross Sections

- 43. Note for ridge vent to include snow filter.
- 44. R-21 spray foam insulation provided in lieu of batt insulation per approved alternate #4.
- 45. ACT's provided in elevator section to match RCP's.
- 46. Elevator shaft walls adjusted to note for CIP to match plan.
- 47. Detail 10A adjusted to match Phase II.
- 48. Stair landing framing adjusted to 2x10's to match structural.

## Sheets A801 – Typical Detail Sheet 1:

- 49. Details 11B, 12A, 12B, 14A provided in final set.
- 50. Details 11A, 13, & 14A revised to show spray foam in lieu batt insulation per approved alternate #4.
- 51. Detail 7 adjust to show flexible stair nosing to match spec.
- 52. Details 17A-B adjusted to show face brick veneer to match Phase II.

## Sheet A802 – Typical Detail Sheet 2:

- 53. Detail 30 adjusted to show face brick veneer to match Phase II.
- 54. Detail 34 revised to match RCP's,

## Sheet A803 – Typical Underground Garage Details:

- 55. Details 35, 38 & 41 provided in final plan set.
- 56. Detail 43 adjusted to match what was done in the field for Phase II with typical grade 6" lower than FF.
- 57. Detail 37 adjusted to show face brick and CIP to match structural.
- 58. Detail 47 adjusted to call out flexible stair nosing to match the spec.

## Architectural Specifications:

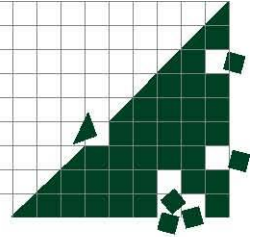
### 004100 – Bid Form:

- 59. Alternate schedule updated with approvals from ownership.
- 60. Corner guard section provided to match notes from architectural plans. See section 102600.
- 61. See the revised Universal Design worksheet for the 8 optional items selected.

# COLE GROUP

## ARCHITECTS

216 Park Avenue S. • Suite 102  
St. Cloud, MN 56301  
320-654-6570 • Fax 230-6570



### Structural:

See comments from structural under separate cover.

### Civil:

#### Sheet C8-1 – Civil Details:

62. Detail 2031 adjusted to show geotextile filter fabric below Class 5 per approved Alternate #5.

**END OF PROPOSAL REQUEST**

David Majchrzak, MN Reg. #56381

S:\Project Files\Apart19\19027 - Bottineau Ridge Ph. III - Maple Grove, MN - Duffy Development\Construction Administration\Proposal Requests\PR#1\Bottineau Ridge III Apartments - Work Change Proposal Request #1.docx



**Project: Bottineau Ridge Phase III**

*Permit Revision Narrative:*

**S001 Structural Notes**

- Update Design Criteria Notes and Modified Precast/Prestressed Concrete Notes

**S101 Foundation Plan**

- Added existing building w/ correlating details
- Updated misc dimensions
- Removed Housekeeping pads
- Updated stepped footing locations

**S201 1<sup>st</sup> Floor Framing Plan**

- Updated stair framing and details.
- Updated misc wall thicknesses at garage entry.
- Added existing building w/ correlating details
- Added keynote #17 and locations.

**S202 2nd Floor Framing Plan**

- Updated stair framing and details.
- Updated Refuse room framing w/ additional keynotes

**S203 3rd Floor Framing Plan**

- Updated stair framing and details.

**S204 4th Floor Framing Plan**

- Updated stair framing and details.

**S205 Roof Framing Plan**

- Updated Refuse room framing

**S301 Framing Details**

- Updated detail 9/S301 to show pier options
- Added existing fdn tie in details at 11/S301

**S401 Framing Details**

- Updated detail 12/S401
- Updated detail 15/S401
- Updated detail 16/S401
- Updated detail 17/S401

**S402 Framing Details**

- Updated detail 10/S402

**S403 Framing Details**

- Updated detail 1/S403

**S404 Framing Details**

- Updated detail 5/S404
- Updated detail 6/S404
- Updated detail 3/S404

Thank you,

A handwritten signature in blue ink, appearing to read "Lincoln Regula". The signature is fluid and cursive, with the first name being more prominent than the last.

Lincoln Regula  
Project Engineer