

**INTERIOR FINISH & MATERIAL SCHEDULE - OVERALL**

MARK	MATERIAL DESCRIPTION	MANUFACTURER	MODEL	COLOR / FINISH	SIZE	COMMENTS	LOCATION	REP CONTACT
AP-1	ACOUSTICAL PANELS	MSI SURFACES		TAWNY	9.5" X 94.5"		CONFERENCE AND WFH	cassandra.m@msisurfaces.com
CONC-1	CONCRETE	GC TO SOURCE	GC TO SOURCE	GC TO SOURCE			AMENITY	
CPT-1	CARPET TILE	SHAW CONTRACT	COLLECTIVE I TILE #5T438	TAUPE #38761	9" X 36"	USE WITH RB-1, INSTALLATION: ASHLAR	HALLWAY ACCENT	elke.bangerter@shawcontract.com
CPT-2	CARPET TILE	SHAW CONTRACT	COLLECTIVE I TILE #5T438	TAN #38111	9" X 36"	USE WITH RB-2, INSTALLATION: ASHLAR	HALLWAY ACCENT	elke.bangerter@shawcontract.com
CPT-3	CARPET TILE	MANNINGTON COMMERCIAL	NOTABLE KEEPSAKE	MIMIC #33104	12" X 36"	USE WITH RB-3, INSTALLATION: ASHLAR	ACCENT	lisa.fahey@mannington.com
CPT-4	CARPET TILE	SHAW CONTRACT	QUILTED TILE #5T518	VINTAGE GOLD #16762	9" X 36"	USE WITH RB-2, INSTALLATION: ASHLAR	ACCENT	elke.bangerter@shawcontract.com
CPT-5	BROADLOOM CARPET	MANNINGTON COMMERCIAL	DWELLINGS WISH	ZEAL #83844	12' ROLL		UNITS	lisa.fahey@mannington.com
CPT-6	BROADLOOM CARPET	PHILADELPHIA COMMERCIAL	SCOREBOARD II 26 SLP	4TH QUARTER #00508	12' ROLL		STAIRS	
GR-1	GROUT	MAPEI	#07	CHOCOLATE			OVERALL FLOOR & COFFEE BAR BACKSPASH	
GR-2	GROUT	MAPEI	#106	WALNUT			COMMON ROOM BACKSPASH & UNIT 2(?)	
GR-3	GROUT	MAPEI	#02	PEWTER			OVERALL FAMILY BATHROOM	
GR-4	GROUT	MAPEI	#00	WHITE			UNIT 1 BACKSPASH	
GR-5	GROUT	MAPEI	#05	CHAMMOIS			PAW SPA	
GT-1	GRANITE	ALPINE CABNETRY	G103	WHITE SAND	2 CM	BID ALTERNATE TO QTZ-2	UNIT 1	markl@alpinecabinetry.com
LVT-1	LVT	MANNINGTON COMMERCIAL	ONWARD 12	NORTHERN SILKY OAK ONW12-1190	6" X 36"		UNIT 1	lisa.fahey@mannington.com
LVT-2	LVT	MANNINGTON COMMERCIAL	ONWARD 12	HOLDEN OAK ONW12 1222	6" X 36"		UNIT 2	lisa.fahey@mannington.com
MAT-1	WALKOFF MAT	MILLIKEN	OBEX BAR - CUT X	DARK GREY			OVERALL	holly.thompson@milliken.com
PLAM-1	LAMINATE	WILSONART	1700K-57	ASHBEE OAK			PAW SPA BASE CABINETS	lynette.stende@wilsonart.com
PLAM-2	LAMINATE	WILSONART	8226K-79	DERING FOREST			PAW SPA COUNTER	lynette.stende@wilsonart.com
PT-1	PAINT	SHERWIN WILLIAMS	SW7511	BUNGALOW BEIGE	LOW SHEEN EGGSHELL		OVERALL	
PT-2	PAINT	SHERWIN WILLIAMS	SW7570	EGRET WHITE	LOW SHEEN EGGSHELL	MATERIAL PALETTE #1 & #2	UNITS	
PT-3	PAINT	SHERWIN WILLIAMS	SW9088	UTAUEPIA	LOW SHEEN EGGSHELL		HALLS	
PT-4	PAINT	SHERWIN WILLIAMS	SW0032	NEEDLEPOINT NAVY	LOW SHEEN EGGSHELL		ACCENT	
PT-5	PAINT	SHERWIN WILLIAMS	SW0031	DUTCH TILE BLUE	LOW SHEEN EGGSHELL		ACCENT	
PT-6	PAINT	SHERWIN WILLIAMS	SW7748	GREEN EARTH	LOW SHEEN EGGSHELL		ACCENT	
PT-7	PAINT	SHERWIN WILLIAMS	SW0007	DECOROUS AMBER	LOW SHEEN EGGSHELL		ACCENT	
PT-8	PAINT	SHERWIN WILLIAMS	SW7517	RIVERS EDGE	LOW SHEEN EGGSHELL		LOBBY ACCENT	
PT-9	PAINT	SHERWIN WILLIAMS	SW7566	WESTHIGHLAND WHITE	FLAT FOR CEILING, LOW/LUSTER FOR TRIM		CEILING & TRIM	
QTZ-1	QUARTZ	MSI SURFACES	Q QUARTZ	PEARLA WHITE	2 CM		LOBBY & COMMUNITY ROOM	cassandra.m@msisurfaces.com
QTZ-2	QUARTZ	MSI SURFACES	Q QUARTZ	GRAY LAGOON	2 CM	CONCRETE FINISH	UNIT 1	cassandra.m@msisurfaces.com
QTZ-3	QUARTZ	MSI SURFACES	Q QUARTZ	CARRARA MIST	2 CM		UNIT 2	cassandra.m@msisurfaces.com
QTZ-4	QUARTZ	MSI SURFACES	Q QUARTZ	MIDNIGHT MAJESTY	2 CM		COMMUNITY ROOM COFFEE BAR	cassandra.m@msisurfaces.com
QTZ-5	QUARTZ	DALTILE	ONE QUARTZ	LUCENT WHITE OQ97	2 CM	BID ALTERNATE TO QTZ-1	WINDOW SILLS BASE BID, LOBBY & COMMUNITY ROOM	julie.joos@daltille.com
QTZ-6	QUARTZ	DALTILE	ONE QUARTZ	CARRARA PISA OQ96	2 CM	BID ALTERNATE TO QTZ-3	UNIT 2	julie.joos@daltille.com
RB-1	RUBBER BASE	JOHNSONITE	DURACOVE THERMOPLASTIC RUBBER 1/8" (TYPE TP)	BURNT UMBER 63	4" TOE		CPT-1, RUB-3	
RB-2	RUBBER BASE	JOHNSONITE	DURACOVE THERMOPLASTIC RUBBER 1/8" (TYPE TP)	GRIZZLY CB 281	4" TOE		CPT-2, CPT-4, CPT-6, RUB-2	
RB-3	RUBBER BASE	JOHNSONITE	DURACOVE THERMOPLASTIC RUBBER 1/8" (TYPE TP)	PALM LEAF 73	4" TOE		CPT-3	
RB-4	RUBBER BASE	JOHNSONITE	DURACOVE THERMOPLASTIC RUBBER 1/8" (TYPE TP)	BLACK B 40	4" TOE		FITNESS BASE BID/ GARAGE	
RUB-1	RUBBER FLOORING	KIEFER U.S.A.	TUFF-ROLL CIRCUIT 1	GREEN K32	4" ROLL		FITNESS BASE BID	
RUB-2	RUBBER FLOORING	NORA BY INTERFACE	NORAPLAN CONVIA ARTICLE 170F	WARM SAND 7361	SHEET: 15M X 1.22M	BID ALTERNATE TO RUB-1	FITNESS BID ALTERNATE	courtney.hedington@interface.com
RUB-3	RUBBER FLOORING	NORA BY INTERFACE	NORAMENT SATURA STAIRTREADS	CALLISTO #5107	39.53" X 39.53"	FLOORING, TREAD AND RISERS	FIRST FLOOR STAIRS	courtney.hedington@interface.com
TB-1	TILE	TILEBAR	BARBERRY	TABACCO	8" X 48"	LOBBY FLOOR TILE BASE- CUT TO 4TH PIECES, FINISHED WITH SCHLUTER JOLLY IN BRONZE	OVERALL	enewton@tilebar.com
TL-1	TILE	TILEBAR	BARBERRY	TABACCO	8" X 48"	LOBBY FLOOR TILE	OVERALL	enewton@tilebar.com
TL-2	TILE	TILEBAR	LENEX	NERA	8" X 8"	BACKSPASH	COMMUNITY ROOM COFFEE BAR	enewton@tilebar.com
TL-3	TILE	NASCO	LOVE BARS	ROYAL GREEN GLOSSY	5" X 10"	BACKSPASH	COMMUNITY ROOM KITCHEN	enewton@tilebar.com
TL-4	TILE	DALTILE	MYTHOLOGY	TITAN RECTANGLE UNDLATED MY96	4" X 12"		BATHROOM WALL TILE	joseph@nascostonetile.com
TL-5	TILE	TILEBAR	BASIC TRAVERTINE	BEIGE & CREAM	12" X 24"		BATHROOM FLOOR & WALL TILE	enewton@tilebar.com
TL-6	TILE	DALTILE	AMITY	WHITE GLASS AM50	RANDOM LINEAR	SHEET MOSAIC	UNIT 1 BACKSPASH	julie.joos@daltille.com
TL-7	TILE	DALTILE	MYTHOLOGY	OLYMPUS PICKET MY91	2" X 5" PICKET		UNIT 2 BACKSPASH	julie.joos@daltille.com
TL-8	TILE	DALTILE	FARRIER	PALOMINO FAS8	5" X 5"		PAW SPA	julie.joos@daltille.com
VCT-1	VINYL COMPOSITION TILE	TARKETT	VCT II	522 STEELWORKS			RESIDENT STORAGE, IT ROOM	
WC-1	WALLCOVERING	MDC INTERIOR SOLUTIONS	CLIFFHANGER	SAND DG1130	54" W		LOBBY & SECOND FLOOR ELEVATOR	kbaker@mdcwall.com
WC-2	WALLCOVERING	MDC INTERIOR SOLUTIONS	CLIFFHANGER	LAGOON DG1128	54" W		OFFICE	kbaker@mdcwall.com
WC-3	WALLCOVERING	MDC INTERIOR SOLUTIONS	CURRENT	FOREST TNCR711	53/54" W		FITNESS	kbaker@mdcwall.com
WC-4	WALLCOVERING	YORK WALLCOVERINGS	DOGS LIFE	ORANGE GOLD AF1940	20.5"W X 33'		PAW SPA	
WC-5	WALLCOVERING	MDC INTERIOR SOLUTIONS	CLIFFHANGER	DENIM DG1129	54" W		3RD FLOOR ELEVATOR	kbaker@mdcwall.com
WC-6	WALLCOVERING	WOLF GORDON	AQUANTINT	SKY GOH33756590	52" W		MESSAGE CHAIR ROOM CEILING	
WD-1	WOOD	ALPINE CABNETRY	OAK	GREYSTONE SNW			AMENITY	markl@alpinecabinetry.com
WD-2	WOOD	ALPINE CABNETRY	OAK	HUSK SNW			UNIT 1 BASE	markl@alpinecabinetry.com
WD-3	WOOD	ALPINE CABNETRY	OAK	WHITE			UNIT 1 UPPERS	markl@alpinecabinetry.com
WD-4	WOOD	ALPINE CABNETRY	OAK	PECAN			UNIT 2	markl@alpinecabinetry.com
WD-5	WOOD	GC TO SOURCE	RUSTIC ALDER	PECAN	2"W PLANKS - VARYING LENGTHS, CHEVRON BOOKMATCH	ALPINE CABINETS CAN PROVIDE WOOD, NOT FABRICATION	LOBBY & COMMUNITY ROOM FIREPLACE	
WP-1	WALL PANEL	MDC INTERIOR SOLUTIONS	DIMENSION WALLS: SQUARE	BURNISHED BRUSHSTROKE DWP9843	9.5" X 94.5"		LOBBY	kbaker@mdcwall.com

**PROJECT DIRECTORY**

OWNER	INTERIOR DESIGNER
Summit Management, LLC 6770 Stillwater Blvd, Ste. 110 Stillwater, MN 55082 Mark Lambert 651-689-2202 mlambert@summitre.net	Firm Ground Architects & Designers 275 Market Street, Suite 368 Minneapolis, MN 55405 Abbey McBride, NCIDQ, CID 612-819-1835 amcbride@firmgroundae.com

**SHEET LIST**

SHEET NUMBER	SHEET TITLE
ID200	UNIT PALETTE PLAN
ID403	INTERIOR ELEVATIONS

1) GENERAL

ID1	INTERIOR DESIGN TITLE SHEET
ID101A	FIRST FLOOR FINISH PLAN AREA A
ID101B	FIRST FLOOR FINISH PLAN AREA B
ID101C	FIRST FLOOR FINISH PLAN AREA C
ID101D	FIRST FLOOR FINISH PLAN AREA D
ID102A	SECOND FLOOR FINISH PLAN AREA A
ID102B	SECOND FLOOR FINISH PLAN AREA B
ID102C	SECOND FLOOR FINISH PLAN AREA C
ID103A	THIRD FLOOR FINISH PLAN AREA A
ID103B	THIRD FLOOR FINISH PLAN AREA B
ID103C	THIRD FLOOR FINISH PLAN AREA C
ID110	FIRST FLOOR RCP
ID120	SECOND FLOOR RCP
ID130	THIRD FLOOR RCP
ID201	ENLARGED UNIT PLANS - TYP. FINISHES
ID401	INTERIOR ELEVATIONS
ID402	INTERIOR ELEVATIONS

**FINISH PLAN NOTES**

- THE CONTRACTOR SHALL BE RESPONSIBLE FOR VERIFYING PRODUCT AVAILABILITY AND LEAD TIMES PRIOR TO ORDERING. THE CONTRACTOR SHALL NOTIFY THE DESIGNER OF CONFLICTS IMMEDIATELY.
- ALL FINISH MATERIALS ARE TO BE INSTALLED FOLLOWING MANUFACTURER RECOMMENDATIONS AND DIRECTIONS IN THE PROJECT SPECIFICATIONS MANUAL, IF PRESENT. CONSULT DESIGNER IN THE EVENT OF DISCREPANCY BETWEEN DOCUMENTS AND MANUFACTURER INSTALLATION INSTRUCTIONS.
- ALL FLOORING MATERIAL TRANSITIONS GREATER THAN 1/16" IN HEIGHT ARE TO RECEIVE A FLOORING TRANSITION STRIP. SCHLUTER METAL TRANSITION STRIPS ARE TO BE THE BASIS OF DESIGN UNLESS NOTED OTHERWISE ON THESE DOCUMENTS.
- ALL TILE EDGE TRANSITIONS TO RECEIVE TILE FINISHING STRIPS UNLESS NOTED OTHERWISE BY THESE DOCUMENTS. SCHLUTER METAL TRANSITION STRIPS ARE TO BE THE BASIS OF DESIGN UNLESS NOTED OTHERWISE ON THESE DOCUMENTS.
- ALL GYPSUM BOARD WALLS RECEIVING A WALLCOVERING MATERIAL ARE TO RECEIVE A LEVEL-5 FINISH PRIOR TO WALLCOVERING APPLICATION.
- ALL PAINT TO HAVE AN EGGSHELL FINISH UNLESS NOTED OTHERWISE.
- AREA RUGS CONSTRUCTED FROM BROADLOOM CARPET ARE TO RECEIVE A BOUND EDGE UNLESS NOTED OTHERWISE BY THESE DOCUMENTS.
- TRANSITIONS BETWEEN VINYL OR LINOLEUM FLOORING TO FOLLOW MANUFACTURER RECOMMENDATIONS FOR TRANSITIONING WITH MATCHING WELD ROD UNLESS NOTED OTHERWISE.
- SEM-GLOSS PAINT IN PACKAGE ROOM #05.
- OVERALL PAINT IS PT-1, UNLESS NOTED OTHERWISE.
- OVERALL CARPET IS CPT-1, UNLESS NOTED OTHERWISE.
- FIRST FLOOR STAIRS - FLOORING AND TREAD/RISERS UP TO LEVEL 2 ARE RUB-3.
- SECOND/ THIRD FLOOR STAIRS - FLOORING AND TREADS/RISERS TO BE CPT-6.



**275 Market Street, Ste. 368  
Minneapolis, MN 55405**  
612.819.1835 www.firmgroundae.com

PARTNERS/CONSULTANTS

OWNER  
**SUMMIT  
MANAGEMENT, LLC**  
6770 STILLWATER BLVD., STE.  
110  
STILLWATER, MN 55082

PROJECT  
**HUGO WEST  
APARTMENTS**  
Hugo, MN

PROJECT NO. 24.148  
DRAWN BY A. MCBRIDE  
CHECKED BY T. WASHMOEN  
© COPYRIGHT 2024 FIRM GROUND AE INC.

**CONSTRUCTION DOCUMENTS**

#	ISSUE/REVISION	DATE

SHEET TITLE  
**INTERIOR  
DESIGN TITLE  
SHEET**

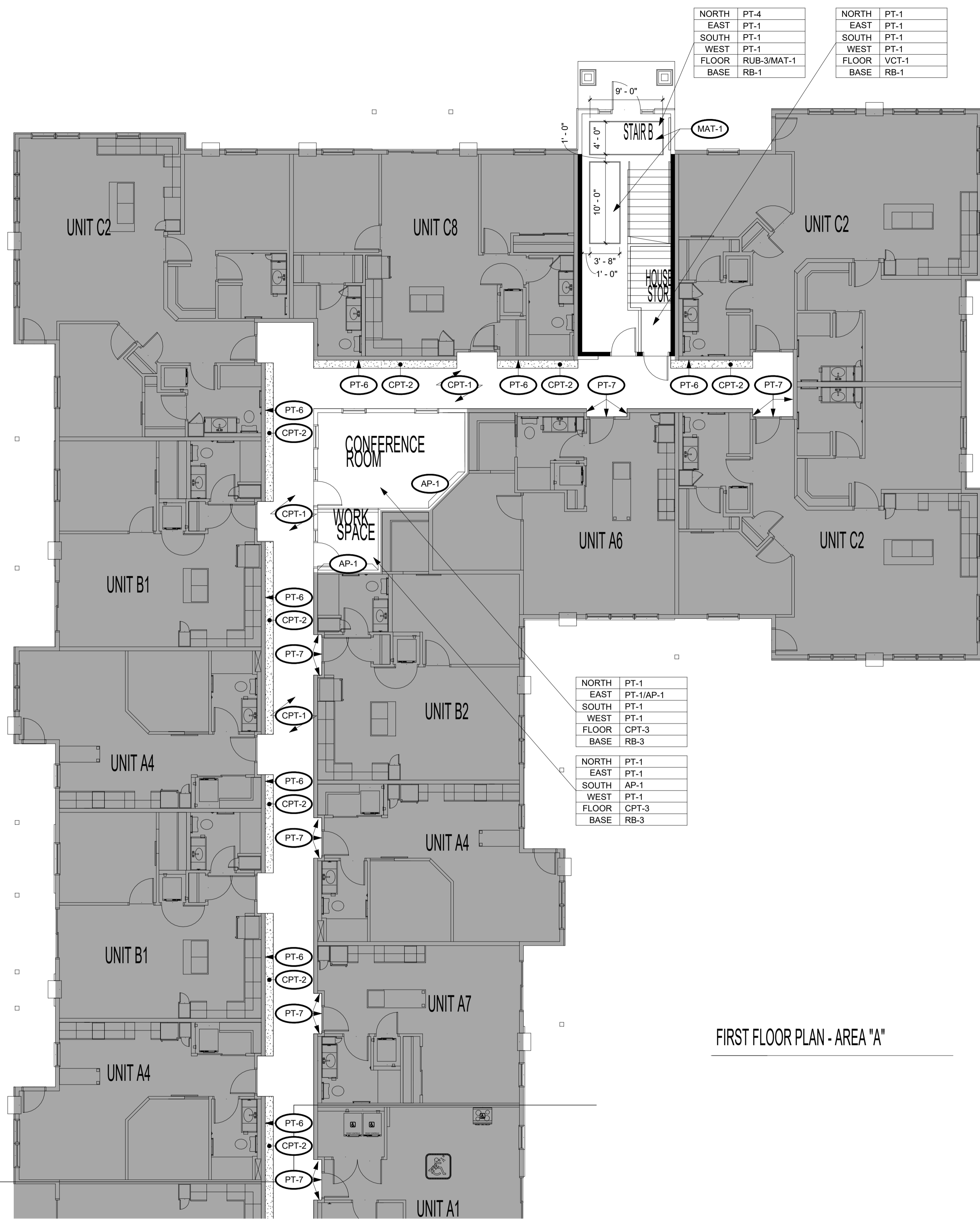
SHEET NUMBER



INTERIOR FINISH & MATERIAL SCHEDULE - AMENITIES								
MARK	MATERIAL DESCRIPTION	MANUFACTURER	MODEL	COLOR / FINISH	SIZE	COMMENTS	LOCATION	REP CONTACT
AP-1	ACOUSTICAL PANELS	MSI SURFACES		TAWNY	9.5" X 94.5"		CONFERENCE AND WFH	cassandra.m@msisurfaces.com
CONC-1	CONCRETE	GC TO SOURCE	GC TO SOURCE	GC TO SOURCE			AMENITY	
CPT-1	CARPET TILE	SHAW CONTRACT	COLLECTIVE I TILE #5T438	TAUPE #38761	9" X 36"	USE WITH RB-1, INSTALLATION: ASHLAR	HALLWAY ACCENT	eike.bangerter@shawcontract.com
CPT-2	CARPET TILE	SHAW CONTRACT	COLLECTIVE I TILE #5T438	TAN #38111	9" X 36"	USE WITH RB-2, INSTALLATION: ASHLAR	HALLWAY ACCENT	eike.bangerter@shawcontract.com
CPT-3	CARPET TILE	MANNINGTON COMMERCIAL	NOTABLE KEEPSAKE	MIMIC #33104	12" X 36"	USE WITH RB-3, INSTALLATION: ASHLAR	ACCENT	lisa.fahay@mannington.com
CPT-4	CARPET TILE	SHAW CONTRACT	QUILTED TILE #5T518	VINTAGE GOLD #16762	9" X 36"	USE WITH RB-2, INSTALLATION: ASHLAR	ACCENT	eike.bangerter@shawcontract.com
CPT-6	BROADLOOM CARPET	PHILADELPHIA COMMERCIAL	SCOREBOARD II 26 SLP	4TH QUARTER #00508	12' ROLL		STAIRS	
GR-1	GROUT	MAPEI	#07	CHOCOLATE			OVERALL FLOOR & COFFEE BAR BACKSPASH	
GR-2	GROUT	MAPEI	#106	WALNUT			COMMON ROOM BACKSPASH & UNIT 2(?)	
GR-3	GROUT	MAPEI	#02	PEWTER			OVERALL FAMILY BATHROOM	
GR-5	GROUT	MAPEI	#05	CHAMOIS			PAW SPA	
MAT-1	WALKOFF MAT	MILLIKEN	OBEX BAR - CUT X	DARK GREY			OVERALL	holly.thompson@milliken.com
PLAM-1	LAMINATE	WILSONART	17000K-57	ASHBEE OAK			PAW SPA BASE CABINETS	lynette.stende@wilsonart.com
PLAM-2	LAMINATE	WILSONART	8226K-79	DERING FOREST			PAW SPA COUNTER	lynette.stende@wilsonart.com
PT-1	PAINT	SHERWIN WILLIAMS	SW7511	BUNGALOW BEIGE	LOW SHEEN EGGSHELL		OVERALL	
PT-3	PAINT	SHERWIN WILLIAMS	SW9088	UTAUEIA	LOW SHEEN EGGSHELL		HALLS	
PT-4	PAINT	SHERWIN WILLIAMS	SW0032	NEEDLEPOINT NAVY	LOW SHEEN EGGSHELL		ACCENT	
PT-5	PAINT	SHERWIN WILLIAMS	SW0031	DUTCH TILE BLUE	LOW SHEEN EGGSHELL		ACCENT	
PT-6	PAINT	SHERWIN WILLIAMS	SW7748	GREEN EARTH	LOW SHEEN EGGSHELL		ACCENT	
PT-7	PAINT	SHERWIN WILLIAMS	SW0007	DECOROUS AMBER	LOW SHEEN EGGSHELL		ACCENT	
PT-8	PAINT	SHERWIN WILLIAMS	SW7517	RIVERS EDGE	LOW SHEEN EGGSHELL		LOBBY ACCENT	
PT-9	PAINT	SHERWIN WILLIAMS	SW7566	WESTHIGHLAND WHITE	FLAT FOR CEILING, LOWLUSTER FOR TRIM		CEILING & TRIM	
QTZ-1	QUARTZ	MSI SURFACES	Q QUARTZ	PEARLA WHITE	2 CM		LOBBY & COMMUNITY ROOM	cassandra.m@msisurfaces.com
QTZ-4	QUARTZ	MSI SURFACES	Q QUARTZ	MIDNIGHT MAJESTY	2 CM		COMMUNITY ROOM COFFEE BAR	cassandra.m@msisurfaces.com
RB-1	RUBBER BASE	JOHNSONITE	DURACOVE THERMOPLASTIC RUBBER 1/8" (TYPE TP)	BURNT UMBER 63	4" TOE		CPT-1, RUB-3	
RB-2	RUBBER BASE	JOHNSONITE	DURACOVE THERMOPLASTIC RUBBER 1/8" (TYPE TP)	GRIZZLY CB 281	4" TOE		CPT-2, CPT-4, CPT-6, RUB-2	
RB-3	RUBBER BASE	JOHNSONITE	DURACOVE THERMOPLASTIC RUBBER 1/8" (TYPE TP)	PALM LEAF 73	4" TOE		CPT-3	
RB-4	RUBBER BASE	JOHNSONITE	DURACOVE THERMOPLASTIC RUBBER 1/8" (TYPE TP)	BLACK B 40	4" TOE		FITNESS BASE BID/ GARAGE	
RUB-1	RUBBER FLOORING	KIEFER U.S.A.	TUFF-ROLL CIRCUIT 1	GREEN K32	4" ROLL		FITNESS BASE BID	
RUB-2	RUBBER FLOORING	NORA BY INTERFACE	NORAPLAN CONVIA ARTICLE 170F	WARM SAND 7361	SHEET: 15M X 1.22M	BID ALTERNATE TO RUB-1	FITNESS BID ALTERNATE	courtney.hedington@interface.com
RUB-3	RUBBER FLOORING	NORA BY INTERFACE	NORAMENT SATURA STAIRTREADS	CALLISTO #5107	39.53" X 39.53"	FLOORING, TREAD AND RISERS	FIRST FLOOR STAIRS	courtney.hedington@interface.com
TB-1	TILE	TILEBAR	BARBERRY	TABACCO	8" X 48"	LOBBY FLOOR TILE BASE: CUT TO 4"H PIECES, FINISHED WITH SCHLUTER JOLLY IN BRONZE	OVERALL	enewton@tilebar.com
TL-1	TILE	TILEBAR	BARBERRY	TABACCO	8" X 48"	LOBBY FLOOR TILE	OVERALL	enewton@tilebar.com
TL-2	TILE	TILEBAR	LENOX	NERA	8" X 8"	BACKSPASH	COMMUNITY ROOM COFFEE BAR	enewton@tilebar.com
TL-3	TILE	NASCO	LOVE BARS	ROYAL GREEN GLOSSY	8" X 10"	BACKSPASH	COMMUNITY ROOM KITCHEN	enewton@tilebar.com
TL-4	TILE	DALTILE	MYTHOLOGY	TITAN RECTANGULAR UNULATED MY96	4" X 12"		BATHROOM WALL TILE	joseph@nascostonetile.com
TL-5	TILE	TILEBAR	BASIC TRAVERTINE	BEIGE & CREAM	12" X 24"		BATHROOM FLOOR & WALL TILE	enewton@tilebar.com
TL-8	TILE	DALTILE	FARRIER	PALOMINO FA58	5" X 5"		PAW SPA	julie.joos@daltile.com
VCT-1	VINYL COMPOSITION TILE	TARKETT	VCT II	522 STEELWORKS			RESIDENT STORAGE, IT ROOM	
WC-1	WALLCOVERING	MDC INTERIOR SOLUTIONS	CLIFFHANGER	SAND DG1130	54" W		LOBBY & SECOND FLOOR ELEVATOR	kbaker@mdcwall.com
WC-2	WALLCOVERING	MDC INTERIOR SOLUTIONS	CLIFFHANGER	LAGOON DG1128	54" W		OFFICE	kbaker@mdcwall.com
WC-3	WALLCOVERING	MDC INTERIOR SOLUTIONS	CURRENT	FOREST TNCR711	53/64" W		FITNESS	kbaker@mdcwall.com
WC-4	WALLCOVERING	YORK WALLCOVERINGS	DOGS LIFE	ORANGE GOLD AF1940	20.5"W X 33"		PAW SPA	
WC-5	WALLCOVERING	MDC INTERIOR SOLUTIONS	CLIFFHANGER	DENIM DG1129	54" W		3RD FLOOR ELEVATOR	kbaker@mdcwall.com
WC-6	WALLCOVERING	WOLF GORDON	AQUANTINT	SKY GOH33756590	52" W		MASSAGE CHAIR ROOM CEILING	
WD-1	WOOD	ALPINE CABINETRY	OAK	GREYSTONE SNW			AMENITY	marki@alpinecabinetry.com
WD-5	WOOD	GC TO SOURCE	RUSTIC ALDER	PECAN	2"W PLANKS - VARYING LENGTHS, CHEVRON BOOKMATCH	ALPINE CABINETS CAN PROVIDE WOOD, NOT FABRICATION	LOBBY & COMMUNITY ROOM FIREPLACE	
WP-1	WALL PANEL	MDC INTERIOR SOLUTIONS	DIMENSION WALLS: SQUARE	BURNISHED BRUSHSTROKE DWP9843	9.5" X 94.5"		LOBBY	kbaker@mdcwall.com

### FINISH PLAN NOTES

- THE CONTRACTOR SHALL BE RESPONSIBLE FOR VERIFYING PRODUCT AVAILABILITY AND LEAD TIMES PRIOR TO ORDERING. THE CONTRACTOR SHALL NOTIFY THE DESIGNER OF CONFLICTS IMMEDIATELY.
- ALL FINISH MATERIALS ARE TO BE INSTALLED FOLLOWING MANUFACTURER RECOMMENDATIONS AND DIRECTIONS IN THE PROJECT SPECIFICATIONS MANUAL. IF PRESENT, CONSULT DESIGNER IN THE EVENT OF DISCREPANCY BETWEEN DOCUMENTS AND MANUFACTURER INSTALLATION INSTRUCTIONS.
- ALL FLOORING MATERIAL TRANSITIONS GREATER THAN 1/16" IN HEIGHT ARE TO RECEIVE A FLOORING TRANSITION STRIP. SCHLUTER METAL TRANSITION STRIPS ARE TO BE THE BASIS OF DESIGN UNLESS NOTED OTHERWISE ON THESE DOCUMENTS.
- ALL TILE EDGE TRANSITIONS TO RECEIVE TILE FINISHING STRIPS UNLESS NOTED OTHERWISE BY THESE DOCUMENTS. SCHLUTER METAL TRANSITION STRIPS ARE TO BE THE BASIS OF DESIGN UNLESS NOTED OTHERWISE ON THESE DOCUMENTS.
- ALL GYPSUM BOARD WALLS RECEIVING A WALLCOVERING MATERIAL ARE TO RECEIVE A LEVEL-5 FINISH PRIOR TO WALLCOVERING APPLICATION.
- ALL PAINT TO HAVE AN EGGSHELL FINISH UNLESS NOTED OTHERWISE.
- AREA RUGS CONSTRUCTED FROM BROADLOOM CARPET ARE TO RECEIVE A BOUND EDGE UNLESS NOTED OTHERWISE BY THESE DOCUMENTS.
- TRANSITIONS BETWEEN VINYL OR LINOLEUM FLOORING TO FOLLOW MANUFACTURER RECOMMENDATIONS FOR TRANSITIONING WITH MATCHING WELD ROD UNLESS NOTED OTHERWISE.
- SEMI-GLOSS PAINT IN PACKAGE ROOM #05.
- OVERALL PAINT IS PT-1, UNLESS NOTED OTHERWISE.
- OVERALL CARPET IS CPT-1, UNLESS NOTED OTHERWISE.
- FIRST FLOOR STAIRS - FLOORING AND TREAD/RISERS UP TO LEVEL 2 ARE RUB-3.
- SECOND/ THIRD FLOOR STAIRS - FLOORING AND TREAD/RISERS TO BE CPT-6.



1 FIRST FLOOR FINISH PLAN AREA A  
1/8" = 1'-0"



275 Market Street, Ste. 368  
Minneapolis, MN 55405  
612.819.1635 www.firmgroundae.com

PARTNERS/CONSULTANTS

OWNER  
SUMMIT MANAGEMENT, LLC  
6770 STILLWATER BLVD., STE. 110  
STILLWATER, MN 55082

PROJECT  
HUGO WEST APARTMENTS  
Hugo, MN

PROJECT NO. 24,148  
DRAWN BY A. MCBRIDE  
CHECKED BY T. WASMOEN  
© COPYRIGHT 2024 FIRM GROUND AE INC.

### CONSTRUCTION DOCUMENTS

#	ISSUE/REVISION	DATE

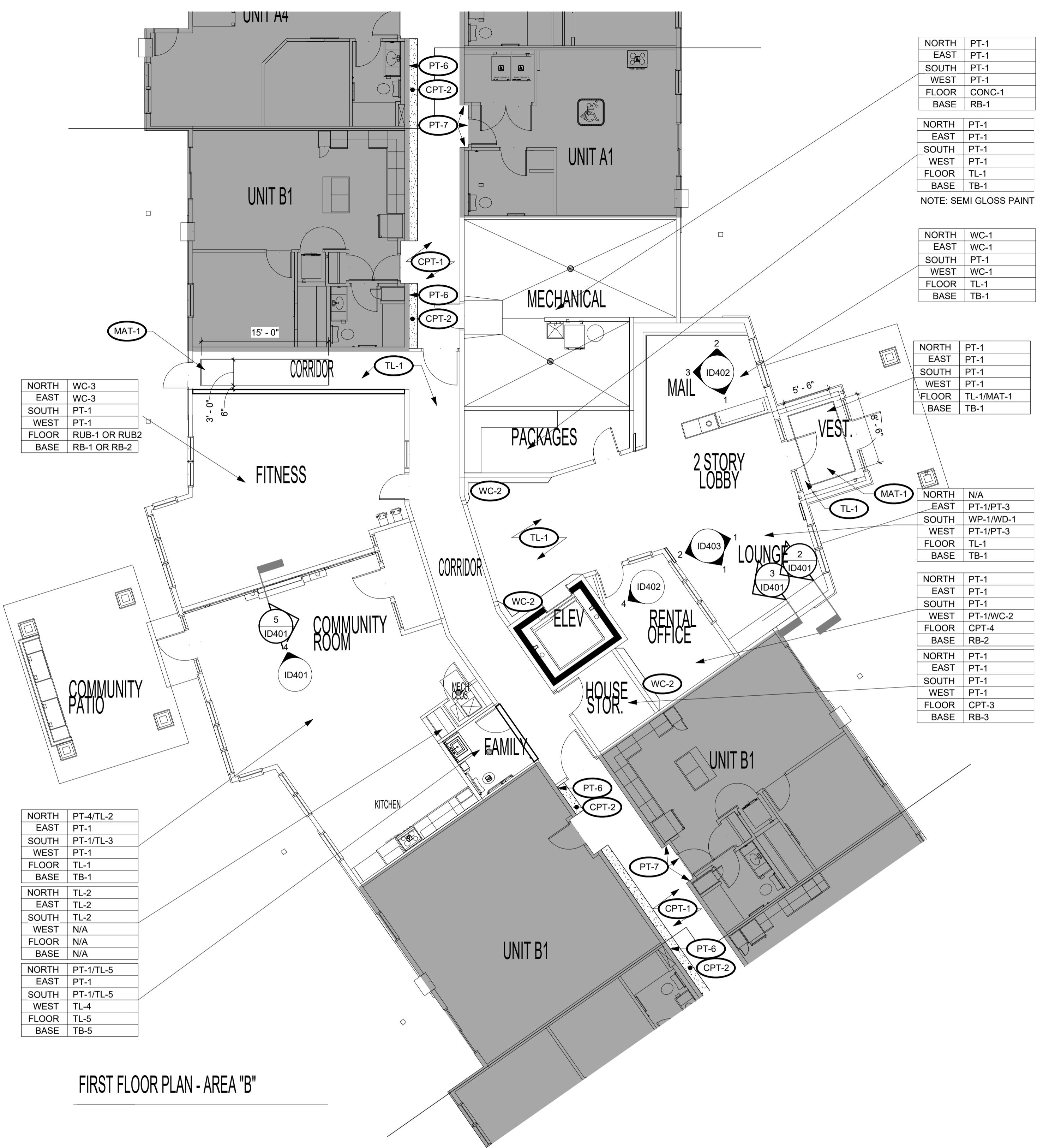
### FIRST FLOOR FINISH PLAN AREA A

SHEET NUMBER



C:\Users\katie.ambrose\Documents\14\_14\_HUGO\_WEST\_INTERIORS\_CENTRAL\_KLAMBERTY2024.rvt 1/23/2024 5:11:48 PM

INTERIOR FINISH & MATERIAL SCHEDULE - AMENITIES								
MARK	MATERIAL DESCRIPTION	MANUFACTURER	MODEL	COLOR / FINISH	SIZE	COMMENTS	LOCATION	REP CONTACT
AP-1	ACOUSTICAL PANELS	MSI SURFACES		TAWNY	9.5" X 94.5"		CONFERENCE AND WFH	cassandra.m@msisurfaces.com
CONC-1	CONCRETE	GC TO SOURCE	GC TO SOURCE				AMENITY	
CPT-1	CARPET TILE	SHAW CONTRACT	COLLECTIVE I TILE #5T438	TAUPE #38761	9" X 36"	USE WITH RB-1, INSTALLATION: ASHLAR	HALLWAY ACCENT	eike.bangerter@shawcontract.com
CPT-2	CARPET TILE	SHAW CONTRACT	COLLECTIVE I TILE #5T438	TAN #38111	9" X 36"	USE WITH RB-2, INSTALLATION: ASHLAR	HALLWAY ACCENT	eike.bangerter@shawcontract.com
CPT-3	CARPET TILE	MANNINGTON COMMERCIAL	NOTABLE KEEPSAKE	MIMIC #33104	12" X 36"	USE WITH RB-3, INSTALLATION: ASHLAR	ACCENT	lisa.fahay@mannington.com
CPT-4	CARPET TILE	SHAW CONTRACT	QUILTED TILE #5T518	VINTAGE GOLD #16762	9" X 36"	USE WITH RB-2, INSTALLATION: ASHLAR	ACCENT	eike.bangerter@shawcontract.com
CPT-6	BROADLOOM CARPET	PHILADELPHIA COMMERCIAL	SCOREBOARD II 26 SLP	4TH QUARTER #00508	12' ROLL		STAIRS	
GR-1	GROUT	MAPEI	#07	CHOCOLATE			OVERALL FLOOR & COFFEE BAR BACKSPASH	
GR-2	GROUT	MAPEI	#106	WALNUT			COMMON ROOM BACKSPASH & UNIT 2(?)	
GR-3	GROUT	MAPEI	#02	PEWTER			OVERALL FAMILY BATHROOM	
GR-5	GROUT	MAPEI	#05	CHAMOIS			PAW SPA	
MAT-1	WALKOFF MAT	MILLIKEN	OBEX BAR - CUT X	DARK GREY			OVERALL	holly.thompson@milliken.com
PLAM-1	LAMINATE	WILSONART	17000K-57	ASHBEE OAK			PAW SPA BASE CABINETS	lynette.stende@wilsonart.com
PLAM-2	LAMINATE	WILSONART	8226K-79	DERING FOREST			PAW SPA COUNTER	lynette.stende@wilsonart.com
PT-1	PAINT	SHERWIN WILLIAMS	SW7511	BUNGALOW BEIGE	LOW SHEEN EGGSHELL		OVERALL	
PT-3	PAINT	SHERWIN WILLIAMS	SW9088	UTAUEIA	LOW SHEEN EGGSHELL		HALLS	
PT-4	PAINT	SHERWIN WILLIAMS	SW0032	NEEDLEPOINT NAVY	LOW SHEEN EGGSHELL		ACCENT	
PT-5	PAINT	SHERWIN WILLIAMS	SW0031	DUTCH TILE BLUE	LOW SHEEN EGGSHELL		ACCENT	
PT-6	PAINT	SHERWIN WILLIAMS	SW7748	GREEN EARTH	LOW SHEEN EGGSHELL		ACCENT	
PT-7	PAINT	SHERWIN WILLIAMS	SW0007	DECOROUS AMBER	LOW SHEEN EGGSHELL		ACCENT	
PT-8	PAINT	SHERWIN WILLIAMS	SW7517	RIVERS EDGE	LOW SHEEN EGGSHELL		LOBBY ACCENT	
PT-9	PAINT	SHERWIN WILLIAMS	SW7566	WESTHIGHLAND WHITE	FLAT FOR CEILING, LOW LUSTER FOR TRIM		CEILING & TRIM	
QTZ-1	QUARTZ	MSI SURFACES	Q QUARTZ	PEARLA WHITE	2 CM		LOBBY & COMMUNITY ROOM	cassandra.m@msisurfaces.com
QTZ-4	QUARTZ	MSI SURFACES	Q QUARTZ	MIDNIGHT MAJESTY	2 CM		COMMUNITY ROOM COFFEE BAR	cassandra.m@msisurfaces.com
RB-1	RUBBER BASE	JOHNSONITE	DURACOVE THERMOPLASTIC RUBBER 1/8" (TYPE TP)	BURNT UMBER 63	4" TOE		CPT-1, RUB-3	
RB-2	RUBBER BASE	JOHNSONITE	DURACOVE THERMOPLASTIC RUBBER 1/8" (TYPE TP)	GRIZZLY CB 281	4" TOE		CPT-2, CPT-4, CPT-6, RUB-2	
RB-3	RUBBER BASE	JOHNSONITE	DURACOVE THERMOPLASTIC RUBBER 1/8" (TYPE TP)	PALM LEAF 73	4" TOE		CPT-3	
RB-4	RUBBER BASE	JOHNSONITE	DURACOVE THERMOPLASTIC RUBBER 1/8" (TYPE TP)	BLACK B 40	4" TOE		FITNESS BASE BID/ GARAGE	
RUB-1	RUBBER FLOORING	KIEFER U.S.A.	TUFF-ROLL CIRCUIT 1	GREEN K32	4" ROLL		FITNESS BASE BID	
RUB-2	RUBBER FLOORING	NORA BY INTERFACE	NORAPLAN CONVIA ARTICLE 170F	WARM SAND 7361	SHEET: 15M X 1.22M	BID ALTERNATE TO RUB-1	FITNESS BID ALTERNATE	courtney.hedington@interface.com
RUB-3	RUBBER FLOORING	NORA BY INTERFACE	NORAMENT SATURA STAIRTREADS	CALLISTO #5107	39.53" X 39.53"	FLOORING, TREAD AND RISERS	FIRST FLOOR STAIRS	courtney.hedington@interface.com
TB-1	TILEBAR	BARBERRY	TABACCO	TABACCO	8" X 48"	LOBBY FLOOR TILE BASE: CUT TO 4"H PIECES, FINISHED WITH SCHLUTER JOLLY IN BRONZE	OVERALL	enewton@tilebar.com
TL-1	TILE	TILEBAR	BARBERRY	TABACCO	8" X 48"	LOBBY FLOOR TILE	OVERALL	enewton@tilebar.com
TL-2	TILE	TILEBAR	LENOX	NERA	8" X 8"	BACKSPASH	COMMUNITY ROOM COFFEE BAR	enewton@tilebar.com
TL-3	TILE	NASCO	LOVE BARS	ROYAL GREEN GLOSSY	8" X 10"	BACKSPASH	COMMUNITY ROOM KITCHEN	enewton@tilebar.com
TL-4	TILE	DALTILE	MYTHOLOGY	TITAN RECTANGULAR UNULATED MY96	4" X 12"		BATHROOM WALL TILE	joseph@nascostonetile.com
TL-5	TILE	TILEBAR	BASIC TRAVERTINE	BEIGE & CREAM	12" X 24"		BATHROOM FLOOR & WALL TILE	enewton@tilebar.com
TL-8	TILE	DALTILE	FARRIER	PALOMINO FA58	5" X 5"		PAW SPA	julie.joos@daltile.com
VCT-1	VINYL COMPOSITION TILE	TARKETT	VCT II	522 STEELWORKS			RESIDENT STORAGE, IT ROOM	
WC-1	WALLCOVERING	MDC INTERIOR SOLUTIONS	CLIFFHANGER	SAND DG1130	54" W		LOBBY & SECOND FLOOR ELEVATOR	kbaker@mdcwall.com
WC-2	WALLCOVERING	MDC INTERIOR SOLUTIONS	CLIFFHANGER	LAGOON DG1128	54" W		OFFICE	kbaker@mdcwall.com
WC-3	WALLCOVERING	MDC INTERIOR SOLUTIONS	CURRENT	FOREST TNCR711	53/54" W		FITNESS	kbaker@mdcwall.com
WC-4	WALLCOVERING	YORK WALLCOVERINGS	DOGS LIFE	ORANGE GOLD AF1940	20.5"W X 33'		PAW SPA	kbaker@mdcwall.com
WC-5	WALLCOVERING	MDC INTERIOR SOLUTIONS	CLIFFHANGER	DENIM DG1129	54" W		3RD FLOOR ELEVATOR	kbaker@mdcwall.com
WC-6	WALLCOVERING	WOLF GORDON	AQUANTINT	SKY GOH33756590	52" W		MASSAGE CHAIR ROOM CEILING	
WD-1	WOOD	ALPINE CABINETRY	OAK	GREYSTONE SNW			AMENITY	marki@alpinecabinetry.com
WD-5	WOOD	GC TO SOURCE	RUSTIC ALDER	PECAN	2"W PLANKS - VARYING LENGTHS, CHEVRON BOOKMATCH	ALPINE CABINETS CAN PROVIDE WOOD, NOT FABRICATION	LOBBY & COMMUNITY ROOM FIREPLACE	
WP-1	WALL PANEL	MDC INTERIOR SOLUTIONS	DIMENSION WALLS: SQUARE	BURNISHED BRUSHSTROKE DWP9843	9.5" X 94.5"		LOBBY	kbaker@mdcwall.com



NORTH	WC-3
EAST	WC-3
SOUTH	PT-1
WEST	PT-1
FLOOR	RUB-1 OR RUB2
BASE	RB-1 OR RB-2

NORTH	PT-4/TL-2
EAST	PT-1
SOUTH	PT-1/TL-3
WEST	PT-1
FLOOR	TL-1
BASE	TB-1

NORTH	TL-2
EAST	TL-2
SOUTH	TL-2
WEST	N/A
FLOOR	N/A
BASE	N/A

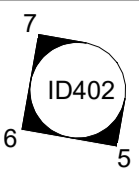
NORTH	PT-1/TL-5
EAST	PT-1
SOUTH	PT-1/TL-5
WEST	TL-4
FLOOR	TL-5
BASE	TB-5

1 FIRST FLOOR FINISH PLAN AREA B  
 ID101B 1/8" = 1'-0"

**FINISH PLAN NOTES**

- THE CONTRACTOR SHALL BE RESPONSIBLE FOR VERIFYING PRODUCT AVAILABILITY AND LEAD TIMES PRIOR TO ORDERING. THE CONTRACTOR SHALL NOTIFY THE DESIGNER OF CONFLICTS IMMEDIATELY.
- ALL FINISH MATERIALS ARE TO BE INSTALLED FOLLOWING MANUFACTURER RECOMMENDATIONS AND DIRECTIONS IN THE PROJECT SPECIFICATIONS MANUAL. IF PRESENT, CONSULT DESIGNER IN THE EVENT OF DISCREPANCY BETWEEN DOCUMENTS AND MANUFACTURER INSTALLATION INSTRUCTIONS.
- ALL FLOORING MATERIAL TRANSITIONS GREATER THAN 1/16" IN HEIGHT ARE TO RECEIVE A FLOORING TRANSITION STRIP. SCHLUTER METAL TRANSITION STRIPS ARE TO BE THE BASIS OF DESIGN UNLESS NOTED OTHERWISE ON THESE DOCUMENTS.
- ALL TILE EDGE TRANSITIONS TO RECEIVE TILE FINISHING STRIPS UNLESS NOTED OTHERWISE BY THESE DOCUMENTS. SCHLUTER METAL TRANSITION STRIPS ARE TO BE THE BASIS OF DESIGN UNLESS NOTED OTHERWISE ON THESE DOCUMENTS.
- ALL GYPSUM BOARD WALLS RECEIVING A WALLCOVERING MATERIAL ARE TO RECEIVE A LEVEL-5 FINISH PRIOR TO WALLCOVERING APPLICATION.
- ALL PAINT TO HAVE AN EGGSHELL FINISH UNLESS NOTED OTHERWISE.
- AREA RUGS CONSTRUCTED FROM BROADLOOM CARPET ARE TO RECEIVE A BOUND EDGE UNLESS NOTED OTHERWISE BY THESE DOCUMENTS.
- TRANSITIONS BETWEEN VINYL OR LINOLEUM FLOORING TO FOLLOW MANUFACTURER RECOMMENDATIONS FOR TRANSITIONING WITH MATCHING WELD ROD UNLESS NOTED OTHERWISE.
- SEMI-GLOSS PAINT IN PACKAGE ROOM #05.
- OVERALL PAINT IS PT-1, UNLESS NOTED OTHERWISE.
- OVERALL CARPET IS CPT-1, UNLESS NOTED OTHERWISE.
- FIRST FLOOR STAIRS - FLOORING AND TREAD/RISERS UP TO LEVEL 2 ARE RUB-3.
- SECOND/ THIRD FLOOR STAIRS - FLOORING AND TREADS/RISERS TO BE CPT-6.

C:\Users\katie.ambrose\Documents\1414\_HUGO\_WEST\_INTERIORS\_CENTRAL\_KAMBERTZ\2024\12202024 01:14:09 PM



NORTH	PT-6	NORTH	PT-1
EAST	PT-1	EAST	PT-1
SOUTH	PT-1	SOUTH	PT-1
WEST	PT-1	WEST	PT-1
FLOOR	RUB-3/MAT-1	FLOOR	VCT-1
BASE	RB-1	BASE	RB-1

NORTH	PT-1
EAST	PT-1
SOUTH	PT-1
WEST	PT-1
FLOOR	VCT-1
BASE	RB-1

NORTH	TL-8/WC-4
EAST	WC-4
SOUTH	PT-1
WEST	TL-8
FLOOR	TL-1
BASE	TB-1

**FINISH PLAN NOTES**

1. THE CONTRACTOR SHALL BE RESPONSIBLE FOR VERIFYING PRODUCT AVAILABILITY AND LEAD TIMES PRIOR TO ORDERING. THE CONTRACTOR SHALL NOTIFY THE DESIGNER OF CONFLICTS IMMEDIATELY.
2. ALL FINISH MATERIALS ARE TO BE INSTALLED FOLLOWING MANUFACTURER RECOMMENDATIONS AND DIRECTIONS IN THE PROJECT SPECIFICATIONS MANUAL. IF PRESENT, CONSULT DESIGNER IN THE EVENT OF DISCREPANCY BETWEEN DOCUMENTS AND MANUFACTURER INSTALLATION INSTRUCTIONS.
3. ALL FLOORING MATERIAL TRANSITIONS GREATER THAN 1/16" IN HEIGHT ARE TO RECEIVE A FLOORING TRANSITION STRIP. SCHLUTER METAL TRANSITION STRIPS ARE TO BE THE BASIS OF DESIGN UNLESS NOTED OTHERWISE ON THESE DOCUMENTS.
4. ALL TILE EDGE TRANSITIONS TO RECEIVE TILE FINISHING STRIPS UNLESS NOTED OTHERWISE BY THESE DOCUMENTS. SCHLUTER METAL TRANSITION STRIPS ARE TO BE THE BASIS OF DESIGN UNLESS NOTED OTHERWISE ON THESE DOCUMENTS.
5. ALL GYPSUM BOARD WALLS RECEIVING A WALLCOVERING MATERIAL ARE TO RECEIVE A LEVEL-5 FINISH PRIOR TO WALLCOVERING APPLICATION.
6. ALL PAINT TO HAVE AN EGGSHELL FINISH UNLESS NOTED OTHERWISE.
7. AREA RUGS CONSTRUCTED FROM BROADLOOM CARPET ARE TO RECEIVE A BOUND EDGE UNLESS NOTED OTHERWISE BY THESE DOCUMENTS.
8. TRANSITIONS BETWEEN VINYL OR LINOLEUM FLOORING TO FOLLOW MANUFACTURER RECOMMENDATIONS FOR TRANSITIONING WITH MATCHING WELD ROD UNLESS NOTED OTHERWISE.
9. SEMI-GLOSS PAINT IN PACKAGE ROOM #05.
10. OVERALL PAINT IS PT-1, UNLESS NOTED OTHERWISE.
11. OVERALL CARPET IS CPT-1, UNLESS NOTED OTHERWISE.
12. FIRST FLOOR STAIRS - FLOORING AND TREAD/RISERS UP TO LEVEL 2 ARE RUB-3.
13. SECOND/ THIRD FLOOR STAIRS - FLOORING AND TREADS/RISERS TO BE CPT-6.

FIRST FLOOR PLAN - AREA "C"

1 FIRST FLOOR FINISH PLAN AREA C  
ID101C 1/8" = 1'-0"



275 Market Street, Ste. 368  
Minneapolis, MN 55405  
612.819.1835 www.firmgroundae.com

PARTNERS/CONSULTANTS

OWNER  
SUMMIT  
MANAGEMENT, LLC  
6770 STILLWATER BLVD., STE.  
110  
STILLWATER, MN 55082

PROJECT  
**HUGO WEST  
APARTMENTS**  
Hugo, MN

PROJECT NO. 24,148  
DRAWN BY A. MCBRIDE  
CHECKED BY T. WASMOEN  
© COPYRIGHT 2024 FIRM GROUND AE INC.

**CONSTRUCTION  
DOCUMENTS**

#	ISSUE/REVISION	DATE
---	----------------	------

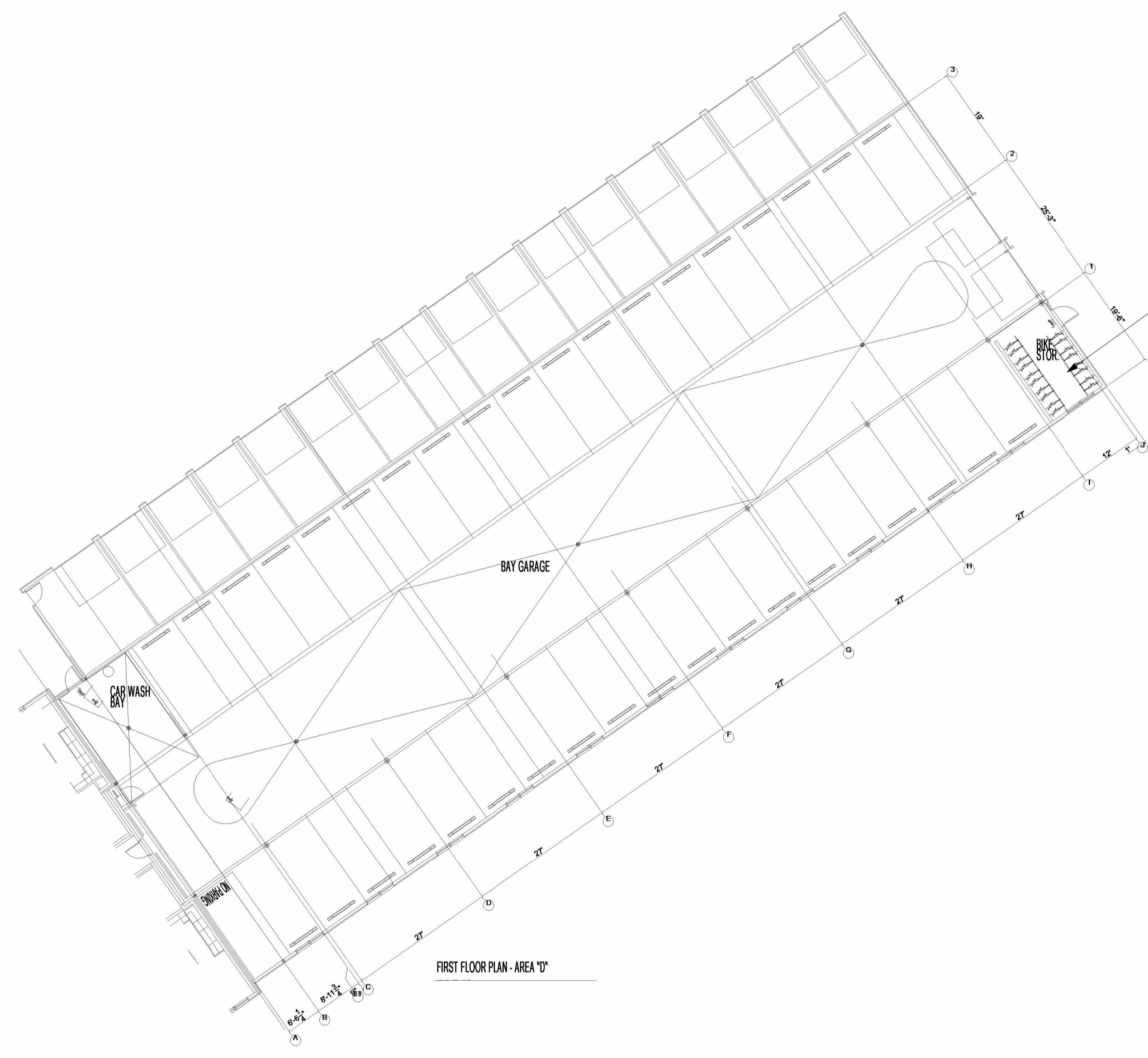
SHEET TITLE  
**FIRST FLOOR  
FINISH PLAN  
AREA C**

SHEET NUMBER  
**ID101C**  
FIRM GROUND  
architects & engineers

C:\Users\krambert\OneDrive\Documents\148\_HUGO\_WEST\_INTERIORS\_CENTRAL\_KRAMBERT\2024\12202024 01:12:50 PM

**INTERIOR FINISH & MATERIAL SCHEDULE - AMENITIES**

MARK	MATERIAL DESCRIPTION	MANUFACTURER	MODEL	COLOR / FINISH	SIZE	COMMENTS	LOCATION	REP CONTACT
AP-1	ACOUSTICAL PANELS	MSI SURFACES		TAWNY	9.5" X 94.5"		CONFERENCE AND WFH	cassandra.m@msisurfaces.com
CONC-1	CONCRETE	GC TO SOURCE	GC TO SOURCE	GC TO SOURCE			AMENITY	
CPT-1	CARPET TILE	SHAW CONTRACT	COLLECTIVE I TILE #5T438	TAUPE #38761	9" X 36"	USE WITH RB-1, INSTALLATION: ASHLAR	HALLWAY ACCENT	elke.bangerter@shawcontract.com
CPT-2	CARPET TILE	SHAW CONTRACT	COLLECTIVE I TILE #5T438	TAN #38111	9" X 36"	USE WITH RB-2, INSTALLATION: ASHLAR	HALLWAY ACCENT	elke.bangerter@shawcontract.com
CPT-3	CARPET TILE	MANNINGTON COMMERCIAL	NOTABLE KEEPSAKE	MIMIC #33104	12" X 36"	USE WITH RB-3, INSTALLATION: ASHLAR	ACCENT	lisa.fahay@mannington.com
CPT-4	CARPET TILE	SHAW CONTRACT	QUILTED TILE #5T518	VINTAGE GOLD #16762	9" X 36"	USE WITH RB-2, INSTALLATION: ASHLAR	ACCENT	elke.bangerter@shawcontract.com
CPT-6	BROADLOOM CARPET	PHILADELPHIA COMMERCIAL	SCOREBOARD II 26 SLP	4TH QUARTER #00508	12' ROLL		STAIRS	
GR-1	GROUT	MAPEI	#07	CHOCOLATE			OVERALL FLOOR & COFFEE BAR BACKSPLASH	
GR-2	GROUT	MAPEI	#106	WALNUT			COMMON ROOM BACKSPASH & UNIT 2(?)	
GR-3	GROUT	MAPEI	#02	PEWTER			OVERALL FAMILY BATHROOM	
GR-5	GROUT	MAPEI	#05	CHAMPAIS			PAW SPA	
MAT-1	WALKOFF MAT	MILLIKEN	OBEX BAR - CUT X	DARK GREY			OVERALL	holly.thompson@milliken.com
PLAM-1	LAMINATE	WILSONART	17000K-67	ASHBEE OAK			PAW SPA BASE CABINETS	lynette.stende@wilsonart.com
PLAM-2	LAMINATE	WILSONART	8226K-79	DERING FOREST			PAW SPA COUNTER	lynette.stende@wilsonart.com
PT-1	PAINT	SHERWIN WILLIAMS	SW7511	BUNGALOW BEIGE	LOW SHEEN EGGSHELL		OVERALL	
PT-3	PAINT	SHERWIN WILLIAMS	SW9088	UTAUFIA	LOW SHEEN EGGSHELL		HALLS	
PT-4	PAINT	SHERWIN WILLIAMS	SW0032	NEEDLEPOINT NAVY	LOW SHEEN EGGSHELL		ACCENT	
PT-5	PAINT	SHERWIN WILLIAMS	SW0031	DUTCH TILE BLUE	LOW SHEEN EGGSHELL		ACCENT	
PT-6	PAINT	SHERWIN WILLIAMS	SW7748	GREEN EARTH	LOW SHEEN EGGSHELL		ACCENT	
PT-7	PAINT	SHERWIN WILLIAMS	SW0007	DECOROUS AMBER	LOW SHEEN EGGSHELL		ACCENT	
PT-8	PAINT	SHERWIN WILLIAMS	SW7517	RIVERS EDGE	LOW SHEEN EGGSHELL		LOBBY ACCENT	
PT-9	PAINT	SHERWIN WILLIAMS	SW7566	WESTHIGHLAND WHITE	FLAT FOR CEILING, LOW/LUSTER FOR TRIM		CEILING & TRIM	
QTZ-1	QUARTZ	MSI SURFACES	Q QUARTZ	PEARLA WHITE	2 CM		LOBBY & COMMUNITY ROOM	cassandra.m@msisurfaces.com
QTZ-4	QUARTZ	MSI SURFACES	Q QUARTZ	MIDNIGHT MAJESTY	2 CM		COMMUNITY ROOM COFFEE BAR	cassandra.m@msisurfaces.com
RB-1	RUBBER BASE	JOHNSONITE	DURACOVE THERMOPLASTIC RUBBER 1/8" (TYPE TP)	BURNT UMBER 63	4" TOE		CPT-1, RUB-3	
RB-2	RUBBER BASE	JOHNSONITE	DURACOVE THERMOPLASTIC RUBBER 1/8" (TYPE TP)	GRIZZLY CB 281	4" TOE		CPT-2, CPT-4, CPT-6, RUB-2	
RB-3	RUBBER BASE	JOHNSONITE	DURACOVE THERMOPLASTIC RUBBER 1/8" (TYPE TP)	PALM LEAF 73	4" TOE		CPT-3	
RB-4	RUBBER BASE	JOHNSONITE	DURACOVE THERMOPLASTIC RUBBER 1/8" (TYPE TP)	BLACK B 40	4" TOE		FITNESS BASE BID/ GARAGE	
RUB-1	RUBBER FLOORING	KIEFER U.S.A.	TUFF-ROLL CIRCUIT 1	GREEN K32	4' ROLL		FITNESS BASE BID	
RUB-2	RUBBER FLOORING	NORA BY INTERFACE	NORAPLAN CONVIA ARTICLE 170F	WARM SAND 7361	SHEET: 15M X 1.22M	BID ALTERNATE TO RUB-1	FITNESS BID ALTERNATE	courtney.hedington@interface.com
RUB-3	RUBBER FLOORING	NORA BY INTERFACE	NORAMENT SATURA STAIRTREADS	CALLISTO #5107	39.53" X 39.53"	FLOORING, TREAD AND RISERS	FIRST FLOOR STAIRS	courtney.hedington@interface.com
TB-1	TILE	TILEBAR	BARBERRY	TABACCO	8" X 48"	LOBBY FLOOR TILE BASE: CUT TO 4" H PIECES, FINISHED WITH SCHLUTER JOLLY IN BRONZE	OVERALL	enewton@tilebar.com
TL-1	TILE	TILEBAR	BARBERRY	TABACCO	8" X 48"	LOBBY FLOOR TILE	OVERALL	enewton@tilebar.com
TL-2	TILE	TILEBAR	LENOX	NERA	8" X 8"	BACKSPLASH	COMMUNITY ROOM COFFEE BAR	enewton@tilebar.com
TL-3	TILE	NASCO	LOVE BARS	ROYAL GREEN GLOSSY	5" X 10"	BACKSPLASH	COMMUNITY ROOM KITCHEN	enewton@tilebar.com
TL-4	TILE	DAL TILE	MYTHOLOGY	TITAN RECTANGLE UNJULATED MY96	4" X 12"		BATHROOM WALL TILE	joseph@nascostonetile.com
TL-5	TILE	TILEBAR	BASIC TRAVERTINE	BEIGE & CREAM	12" X 24"		BATHROOM FLOOR & WALL TILE	enewton@tilebar.com
TL-8	TILE	DAL TILE	FARRIER	PALOMINO FA58	5" X 5"		PAW SPA	Julie.JOOS@DALTILE.COM
VCT-1	VINYL COMPOSITION TILE	TARKETT	VCT II	522 STEELWORKS			RESIDENT STORAGE, IT ROOM	
WC-1	WALLCOVERING	MDC INTERIOR SOLUTIONS	CLIFFHANGER	SAND DG1130	54" W		LOBBY & SECOND FLOOR ELEVATOR	kbaker@mdcwall.com
WC-2	WALLCOVERING	MDC INTERIOR SOLUTIONS	CLIFFHANGER	LAGOON DG1128	54" W		OFFICE	kbaker@mdcwall.com
WC-3	WALLCOVERING	MDC INTERIOR SOLUTIONS	CURRENT	FOREST TNCR711	53/54" W		FITNESS	kbaker@mdcwall.com
WC-4	WALLCOVERING	YORK WALLCOVERINGS	DOGS LIFE	ORANGE GOLD AF1940	20.5" W X 33'		PAW SPA	
WC-5	WALLCOVERING	MDC INTERIOR SOLUTIONS	CLIFFHANGER	DENIM DG1129	54" W		3RD FLOOR ELEVATOR	kbaker@mdcwall.com
WC-6	WALLCOVERING	WOLF GORDON	AQUANTINT	SKY GOH33756590	52" W		MESSAGE CHAIR ROOM CEILING	
WD-1	WOOD	ALPINE CABINETRY	OAK	GREYSTONE SNW			AMENITY	markl@alpinecabinetry.com
WD-5	WOOD	GC TO SOURCE	RUSTIC ALDER	PECAN	2" W PLANKS - VARYING LENGTHS, CHEVRON BOOKMATCH	ALPINE CABINETS CAN PROVIDE WOOD, NOT FABRICATION	LOBBY & COMMUNITY ROOM FIREPLACE	
WP-1	WALL PANEL	MDC INTERIOR SOLUTIONS	DIMENSION WALLS: SQUARE	BURNISHED BRUSHSTROKE DWP9843	9.5" X 94.5"		LOBBY	kbaker@mdcwall.com



**1 FIRST FLOOR FINISH PLAN AREA D**  
1/16" = 1'-0"

**FINISH PLAN NOTES**

- THE CONTRACTOR SHALL BE RESPONSIBLE FOR VERIFYING PRODUCT AVAILABILITY AND LEAD TIMES PRIOR TO ORDERING. THE CONTRACTOR SHALL NOTIFY THE DESIGNER OF CONFLICTS IMMEDIATELY.
- ALL FINISH MATERIALS ARE TO BE INSTALLED FOLLOWING MANUFACTURER RECOMMENDATIONS AND DIRECTIONS IN THE PROJECT SPECIFICATIONS MANUAL, IF PRESENT. CONSULT DESIGNER IN THE EVENT OF DISCREPANCY BETWEEN DOCUMENTS AND MANUFACTURER INSTALLATION INSTRUCTIONS.
- ALL FLOORING MATERIAL TRANSITIONS GREATER THAN 1/16" IN HEIGHT ARE TO RECEIVE A FLOORING TRANSITION STRIP. SCHLUTER METAL TRANSITION STRIPS ARE TO BE THE BASIS OF DESIGN UNLESS NOTED OTHERWISE ON THESE DOCUMENTS.
- ALL TILE EDGE TRANSITIONS TO RECEIVE TILE FINISHING STRIPS UNLESS NOTED OTHERWISE BY THESE DOCUMENTS. SCHLUTER METAL TRANSITION STRIPS ARE TO BE THE BASIS OF DESIGN UNLESS NOTED OTHERWISE ON THESE DOCUMENTS.
- ALL GYPSUM BOARD WALLS RECEIVING A WALLCOVERING MATERIAL ARE TO RECEIVE A LEVEL-5 FINISH PRIOR TO WALLCOVERING APPLICATION.
- ALL PAINT TO HAVE AN EGGSHELL FINISH UNLESS NOTED OTHERWISE.
- AREA RUGS CONSTRUCTED FROM BROADLOOM CARPET ARE TO RECEIVE A BOUND EDGE UNLESS NOTED OTHERWISE BY THESE DOCUMENTS.
- TRANSITIONS BETWEEN VINYL OR LINOLEUM FLOORING TO FOLLOW MANUFACTURER RECOMMENDATIONS FOR TRANSITIONING WITH MATCHING WELD ROD UNLESS NOTED OTHERWISE.
- SEMI-GLOSS PAINT IN PACKAGE ROOM #05.
- OVERALL PAINT IS PT-1, UNLESS NOTED OTHERWISE.
- OVERALL CARPET IS CPT-1, UNLESS NOTED OTHERWISE.
- FIRST FLOOR STAIRS - FLOORING AND TREAD/RISERS UP TO LEVEL 2 ARE RUB-3.
- SECOND/ THIRD FLOOR STAIRS - FLOORING AND TREADS/RISERS TO BE CPT-6.



275 Market Street, Ste. 368  
Minneapolis, MN 55405  
612.819.1635 www.firmgroundae.com

PARTNERS/CONSULTANTS

OWNER  
**SUMMIT MANAGEMENT, LLC**  
6770 STILLWATER BLVD., STE. 110  
STILLWATER, MN 55082

PROJECT  
**HUGO WEST APARTMENTS**  
Hugo, MN

PROJECT NO. 24,148  
DRAWN BY A. MCBRIDE  
CHECKED BY T. WASMOEN  
© COPYRIGHT 2024 FIRM GROUND AE INC.

**CONSTRUCTION DOCUMENTS**

#	ISSUE/REVISION	DATE

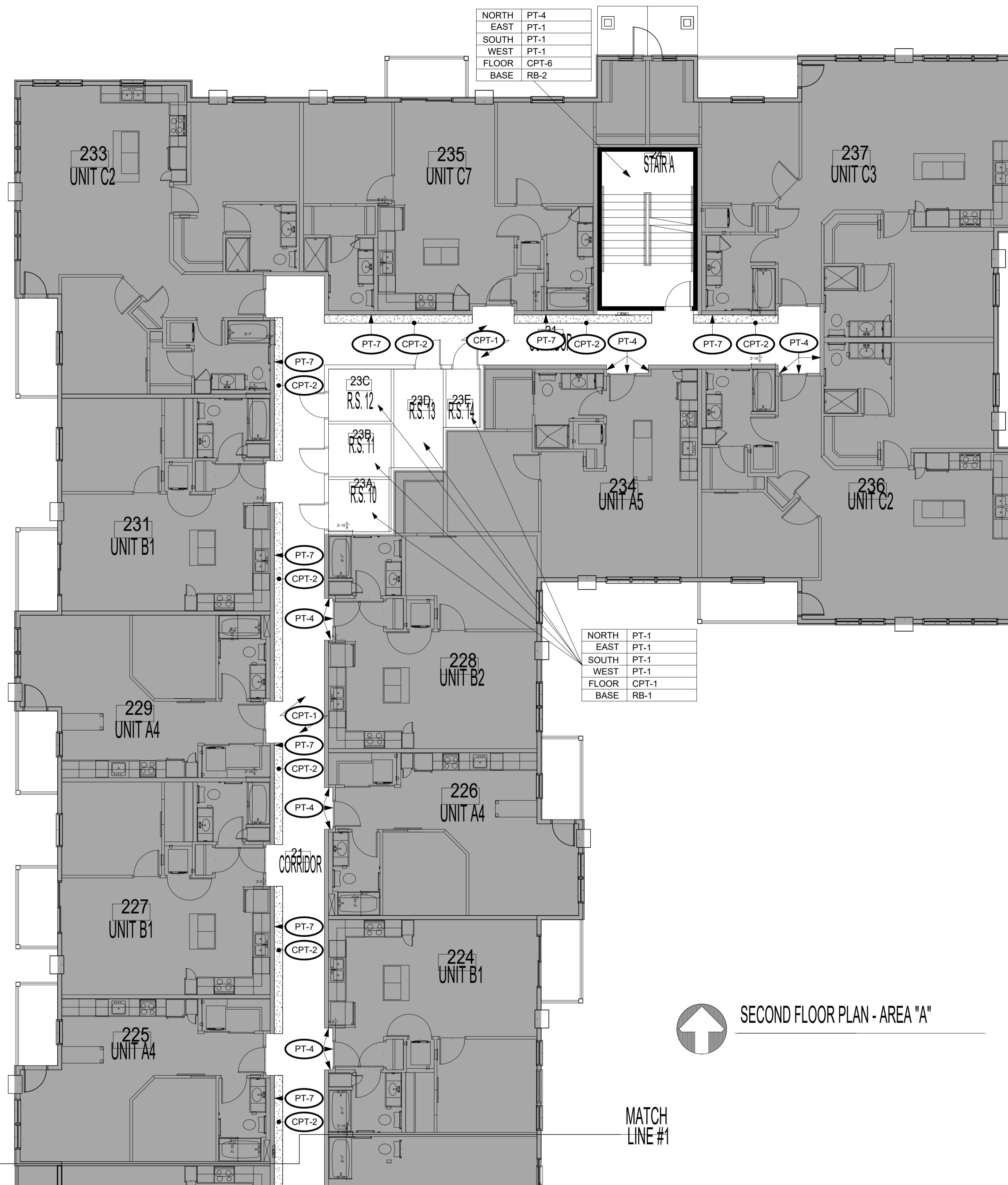
SHEET TITLE  
**FIRST FLOOR FINISH PLAN AREA D**

SHEET NUMBER  
**ID101D**  
FIRM GROUND architects & engineers

C:\Users\kva\OneDrive\Documents\14\_14\_HUGO\_WEST\_INTERIORS\_CENTRAL\_KLAMBERT720.PIA.v1  
1/23/2024 6:11:54 PM

INTERIOR FINISH & MATERIAL SCHEDULE - AMENITIES

MARK	MATERIAL DESCRIPTION	MANUFACTURER	MODEL	COLOR / FINISH	SIZE	COMMENTS	LOCATION	REP CONTACT
AP-1	ACOUSTICAL PANELS	MSI SURFACES		TAWNY	9.5" X 94.5"		CONFERENCE AND WFH	cassandra.m@msisurfaces.com
CONC-1	CONCRETE	GC TO SOURCE	GC TO SOURCE				AMENITY	
CPT-1	CARPET TILE	SHAW CONTRACT	COLLECTIVE I TILE #5T438	TAUPE #38761	9" X 36"	USE WITH RB-1, INSTALLATION: ASHLAR	HALLWAY ACCENT	eike.bangerter@shawcontract.com
CPT-2	CARPET TILE	SHAW CONTRACT	COLLECTIVE I TILE #5T438	TAN #38111	9" X 36"	USE WITH RB-2, INSTALLATION: ASHLAR	HALLWAY ACCENT	eike.bangerter@shawcontract.com
CPT-3	CARPET TILE	MANNINGTON COMMERCIAL	NOTABLE KEEPSAKE	MIMIC #33104	12" X 36"	USE WITH RB-3, INSTALLATION: ASHLAR	ACCENT	lisa.fahey@mannington.com
CPT-4	CARPET TILE	SHAW CONTRACT	QUILTED TILE #5T518	VINTAGE GOLD #16762	9" X 36"	USE WITH RB-2, INSTALLATION: ASHLAR	ACCENT	eike.bangerter@shawcontract.com
CPT-6	BROADLOOM CARPET	PHILADELPHIA COMMERCIAL	SCOREBOARD II 26 SLP	4TH QUARTER #00508	12' ROLL		STAIRS	
GR-1	GROUT	MAPEI	#07	CHOCOLATE			OVERALL FLOOR & COFFEE BAR BACKSPLASH	
GR-2	GROUT	MAPEI	#106	WALNUT			COMMON ROOM BACKSPASH & UNIT 2(?)	
GR-3	GROUT	MAPEI	#02	PEWTER			OVERALL FAMILY BATHROOM	
GR-5	GROUT	MAPEI	#05	CHAMOIS			PAW SPA	
MAT-1	WALKOFF MAT	MILLIKEN	OBEX BAR - CUT X	DARK GREY			OVERALL	holly.thompson@milliken.com
PLAM-1	LAMINATE	WILSONART	17000K-57	ASHBEE OAK			PAW SPA BASE CABINETS	lynette.stende@wilsonart.com
PLAM-2	LAMINATE	WILSONART	8226K-79	DERING FOREST			PAW SPA COUNTER	lynette.stende@wilsonart.com
PT-1	PAINT	SHERWIN WILLIAMS	SW7511	BUNGALOW BEIGE	LOW SHEEN EGGSHELL		OVERALL	
PT-3	PAINT	SHERWIN WILLIAMS	SW9088	UTAUEIA	LOW SHEEN EGGSHELL		HALLS	
PT-4	PAINT	SHERWIN WILLIAMS	SW0032	NEEDLEPOINT NAVY	LOW SHEEN EGGSHELL		ACCENT	
PT-5	PAINT	SHERWIN WILLIAMS	SW0031	DUTCH TILE BLUE	LOW SHEEN EGGSHELL		ACCENT	
PT-6	PAINT	SHERWIN WILLIAMS	SW7748	GREEN EARTH	LOW SHEEN EGGSHELL		ACCENT	
PT-7	PAINT	SHERWIN WILLIAMS	SW0007	DECOROUS AMBER	LOW SHEEN EGGSHELL		ACCENT	
PT-8	PAINT	SHERWIN WILLIAMS	SW7517	RIVERS EDGE	LOW SHEEN EGGSHELL		LOBBY ACCENT	
PT-9	PAINT	SHERWIN WILLIAMS	SW7566	WESTHIGHLAND WHITE	FLAT FOR CEILING, LOW LUSTER FOR TRIM		CEILING & TRIM	
QTZ-1	QUARTZ	MSI SURFACES	Q QUARTZ	PEARLA WHITE	2 CM		LOBBY & COMMUNITY ROOM	cassandra.m@msisurfaces.com
QTZ-4	QUARTZ	MSI SURFACES	Q QUARTZ	MIDNIGHT MAJESTY	2 CM		COMMUNITY ROOM COFFEE BAR	cassandra.m@msisurfaces.com
RB-1	RUBBER BASE	JOHNSONITE	DURACOVE THERMOPLASTIC RUBBER 1/8" (TYPE TP)	BURNT UMBER 63	4" TOE		CPT-1, RUB-3	
RB-2	RUBBER BASE	JOHNSONITE	DURACOVE THERMOPLASTIC RUBBER 1/8" (TYPE TP)	GRIZZLY CB 281	4" TOE		CPT-2, CPT-4, CPT-6, RUB-2	
RB-3	RUBBER BASE	JOHNSONITE	DURACOVE THERMOPLASTIC RUBBER 1/8" (TYPE TP)	PALM LEAF 73	4" TOE		CPT-3	
RB-4	RUBBER BASE	JOHNSONITE	DURACOVE THERMOPLASTIC RUBBER 1/8" (TYPE TP)	BLACK B 40	4" TOE		FITNESS BASE BID/ GARAGE	
RUB-1	RUBBER FLOORING	KIEFER U.S.A.	TUFF-ROLL CIRCUIT 1	GREEN K32	4" ROLL		FITNESS BASE BID	
RUB-2	RUBBER FLOORING	NORA BY INTERFACE	NORAPLAN CONVIA ARTICLE 170F	WARM SAND 7361	SHEET: 15M X 1.22M	BID ALTERNATE TO RUB-1	FITNESS BID ALTERNATE	courtney.hedington@interface.com
RUB-3	RUBBER FLOORING	NORA BY INTERFACE	NORAMENT SATURA STAIRTREADS	CALLISTO #5107	39.53" X 39.53"	FLOORING, TREAD AND RISERS	FIRST FLOOR STAIRS	courtney.hedington@interface.com
TB-1	TILE	TILEBAR	BARBERRY	TABACCO	8" X 48"	LOBBY FLOOR TILE BASE: CUT TO 4"H PIECES, FINISHED WITH SCHLUTER JOLLY IN BRONZE	OVERALL	enewton@tilebar.com
TL-1	TILE	TILEBAR	BARBERRY	TABACCO	8" X 48"	LOBBY FLOOR TILE	OVERALL	enewton@tilebar.com
TL-2	TILE	TILEBAR	LENOX	NERA	8" X 8"	BACKSPLASH	COMMUNITY ROOM COFFEE BAR	enewton@tilebar.com
TL-3	TILE	NASCO	LOVE BARS	ROYAL GREEN GLOSSY	5" X 10"	BACKSPLASH	COMMUNITY ROOM KITCHEN	enewton@tilebar.com
TL-4	TILE	DALTILE	MYTHOLOGY	TITAN RECTANGULAR UNULATED MY96	4" X 12"		BATHROOM WALL TILE	joseph@nascostonetile.com
TL-5	TILE	TILEBAR	BASIC TRAVERTINE	BEIGE & CREAM	12" X 24"		BATHROOM FLOOR & WALL TILE	enewton@tilebar.com
TL-8	TILE	DALTILE	FARRIER	PALOMINO FA58	5" X 5"		PAW SPA	JULIE.JOOS@DAL.TILE.COM
VCT-1	VINYL COMPOSITION TILE	TARKETT	VCT II	522 STEELWORKS			RESIDENT STORAGE, IT ROOM	
WC-1	WALLCOVERING	MDC INTERIOR SOLUTIONS	CLIFFHANGER	SAND DG1130	54" W		LOBBY & SECOND FLOOR ELEVATOR	kbaker@mdcwall.com
WC-2	WALLCOVERING	MDC INTERIOR SOLUTIONS	CLIFFHANGER	LAGOON DG1128	54" W		OFFICE	kbaker@mdcwall.com
WC-3	WALLCOVERING	MDC INTERIOR SOLUTIONS	CURRENT	FOREST TNCR711	53/54" W		FITNESS	kbaker@mdcwall.com
WC-4	WALLCOVERING	YORK WALLCOVERINGS	DOGS LIFE	ORANGE GOLD AF1940	20.5"W X 33"		PAW SPA	
WC-5	WALLCOVERING	MDC INTERIOR SOLUTIONS	CLIFFHANGER	DENIM DG1129	54" W		3RD FLOOR ELEVATOR	kbaker@mdcwall.com
WC-6	WALLCOVERING	WOLF GORDON	AQUANTINT	SKY GOH33756590	52" W		MASSAGE CHAIR ROOM CEILING	
WD-1	WOOD	ALPINE CABINETRY	OAK	GREYSTONE SNW			AMENITY	marki@alpinecabinetry.com
WD-5	WOOD	GC TO SOURCE	RUSTIC ALDER	PECAN	2"W PLANKS - VARYING LENGTHS, CHEVRON BOOKMATCH	ALPINE CABINETS CAN PROVIDE WOOD, NOT FABRICATION	LOBBY & COMMUNITY ROOM FIREPLACE	
WP-1	WALL PANEL	MDC INTERIOR SOLUTIONS	DIMENSION WALLS: SQUARE	BURNISHED BRUSHSTROKE DWP9843	9.5" X 94.5"		LOBBY	kbaker@mdcwall.com



SECOND FLOOR PLAN - AREA "A"

MATCH LINE #1

MATCH LINE #1

1 SECOND FLOOR FINISH PLAN AREA A  
ID102A 1/8" = 1'-0"

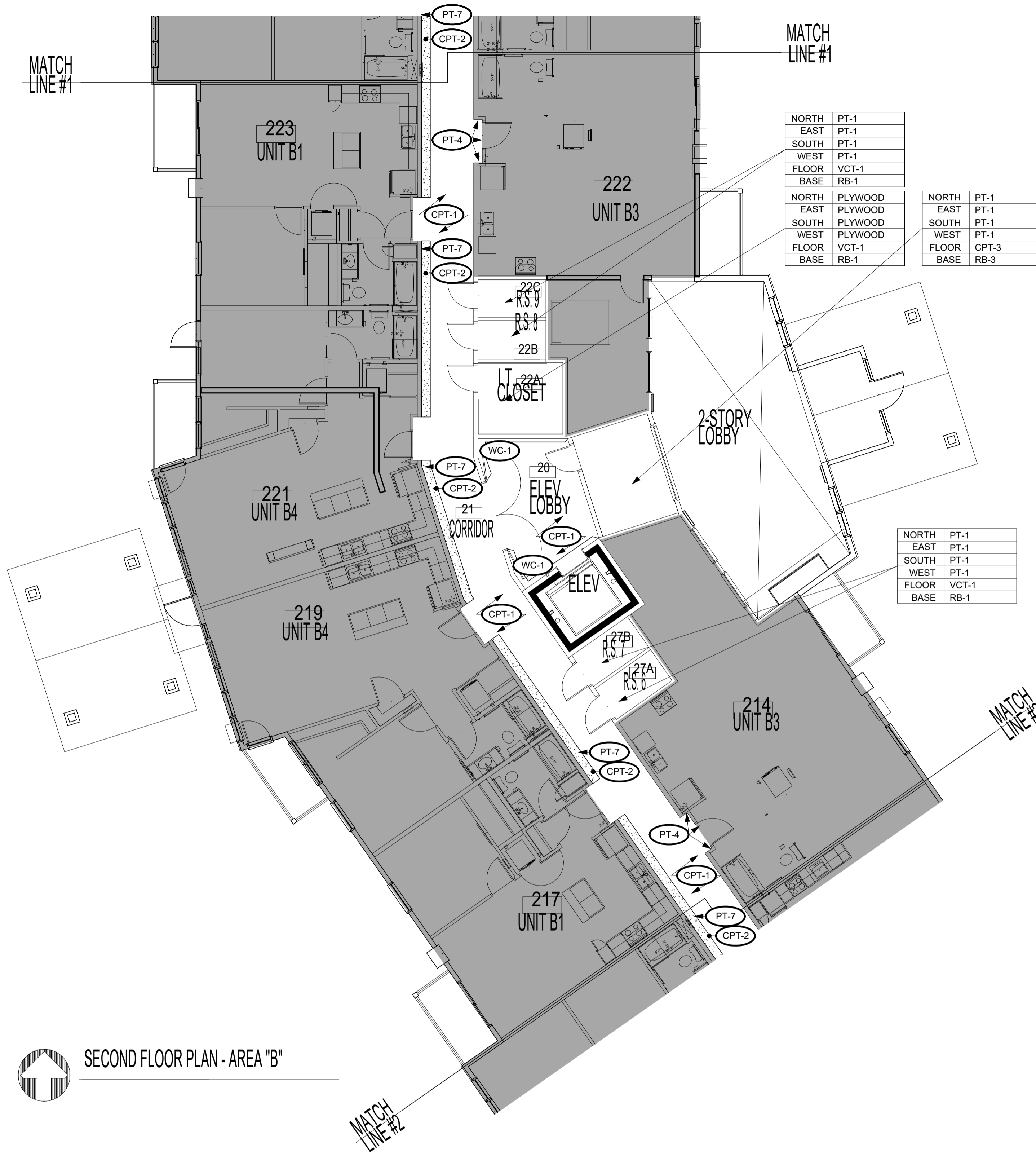
FINISH PLAN NOTES

- THE CONTRACTOR SHALL BE RESPONSIBLE FOR VERIFYING PRODUCT AVAILABILITY AND LEAD TIMES PRIOR TO ORDERING. THE CONTRACTOR SHALL NOTIFY THE DESIGNER OF CONFLICTS IMMEDIATELY.
- ALL FINISH MATERIALS ARE TO BE INSTALLED FOLLOWING MANUFACTURER RECOMMENDATIONS AND DIRECTIONS IN THE PROJECT SPECIFICATIONS MANUAL. IF PRESENT, CONSULT DESIGNER IN THE EVENT OF DISCREPANCY BETWEEN DOCUMENTS AND MANUFACTURER INSTALLATION INSTRUCTIONS.
- ALL FLOORING MATERIAL TRANSITIONS GREATER THAN 1/16" IN HEIGHT ARE TO RECEIVE A FLOORING TRANSITION STRIP. SCHLUTER METAL TRANSITION STRIPS ARE TO BE THE BASIS OF DESIGN UNLESS NOTED OTHERWISE ON THESE DOCUMENTS.
- ALL TILE EDGE TRANSITIONS TO RECEIVE TILE FINISHING STRIPS UNLESS NOTED OTHERWISE BY THESE DOCUMENTS. SCHLUTER METAL TRANSITION STRIPS ARE TO BE THE BASIS OF DESIGN UNLESS NOTED OTHERWISE ON THESE DOCUMENTS.
- ALL GYPSUM BOARD WALLS RECEIVING A WALLCOVERING MATERIAL ARE TO RECEIVE A LEVEL-5 FINISH PRIOR TO WALLCOVERING APPLICATION.
- ALL PAINT TO HAVE AN EGGSHELL FINISH UNLESS NOTED OTHERWISE.
- AREA RUGS CONSTRUCTED FROM BROADLOOM CARPET ARE TO RECEIVE A BOUND EDGE UNLESS NOTED OTHERWISE BY THESE DOCUMENTS.
- TRANSITIONS BETWEEN VINYL OR LINOLEUM FLOORING TO FOLLOW MANUFACTURER RECOMMENDATIONS FOR TRANSITIONING WITH MATCHING WELD ROD UNLESS NOTED OTHERWISE.
- SEMI-GLOSS PAINT IN PACKAGE ROOM #05.
- OVERALL PAINT IS PT-1, UNLESS NOTED OTHERWISE.
- OVERALL CARPET IS CPT-1, UNLESS NOTED OTHERWISE.
- FIRST FLOOR STAIRS - FLOORING AND TREAD/RISERS UP TO LEVEL 2 ARE RUB-3.
- SECOND/ THIRD FLOOR STAIRS - FLOORING AND TREADS/RISERS TO BE CPT-6.

INTERIOR FINISH & MATERIAL SCHEDULE - AMENITIES								
MARK	MATERIAL DESCRIPTION	MANUFACTURER	MODEL	COLOR / FINISH	SIZE	COMMENTS	LOCATION	REP CONTACT
AP-1	ACOUSTICAL PANELS	MSI SURFACES		TAWNY	9.5" X 94.5"		CONFERENCE AND WFH	cassandra.m@msisurfaces.com
CONC-1	CONCRETE	GC TO SOURCE	GC TO SOURCE	GC TO SOURCE			AMENITY	
CPT-1	CARPET TILE	SHAW CONTRACT	COLLECTIVE I TILE #5T438	TAUPE #38761	9" X 36"	USE WITH RB-1, INSTALLATION: ASHLAR	HALLWAY ACCENT	eike.bangerter@shawcontract.com
CPT-2	CARPET TILE	SHAW CONTRACT	COLLECTIVE I TILE #5T438	TAN #38111	9" X 36"	USE WITH RB-2, INSTALLATION: ASHLAR	HALLWAY ACCENT	eike.bangerter@shawcontract.com
CPT-3	CARPET TILE	MANNINGTON COMMERCIAL	NOTABLE KEEPSAKE	MIMIC #33104	12" X 36"	USE WITH RB-3, INSTALLATION: ASHLAR	ACCENT	lisa.fahay@mannington.com
CPT-4	CARPET TILE	SHAW CONTRACT	QUILTED TILE #5T518	VINTAGE GOLD #16762	9" X 36"	USE WITH RB-2, INSTALLATION: ASHLAR	ACCENT	eike.bangerter@shawcontract.com
CPT-6	BROADLOOM CARPET	PHILADELPHIA COMMERCIAL	SCOREBOARD II 26 SLP	4TH QUARTER #00508	12' ROLL		STAIRS	
GR-1	GROUT	MAPEI	#07	CHOCOLATE			OVERALL FLOOR & COFFEE BAR BACKSPASH	
GR-2	GROUT	MAPEI	#106	WALNUT			COMMON ROOM BACKSPASH & UNIT 2(?)	
GR-3	GROUT	MAPEI	#02	PEWTER			OVERALL FAMILY BATHROOM	
GR-5	GROUT	MAPEI	#05	CHAMOIS			PAW SPA	
MAT-1	WALKOFF MAT	MILLIKEN	OBEX BAR - CUT X	DARK GREY			OVERALL	holly.thompson@milliken.com
PLAM-1	LAMINATE	WILSONART	17000K-57	ASHBEE OAK			PAW SPA BASE CABINETS	lynette.stende@wilsonart.com
PLAM-2	LAMINATE	WILSONART	8226K-79	DERING FOREST			PAW SPA COUNTER	lynette.stende@wilsonart.com
PT-1	PAINT	SHERWIN WILLIAMS	SW7511	BUNGALOW BEIGE	LOW SHEEN EGGSHELL		OVERALL	
PT-3	PAINT	SHERWIN WILLIAMS	SW9088	UTAUEIA	LOW SHEEN EGGSHELL		HALLS	
PT-4	PAINT	SHERWIN WILLIAMS	SW0032	NEEDLEPOINT NAVY	LOW SHEEN EGGSHELL		ACCENT	
PT-5	PAINT	SHERWIN WILLIAMS	SW0031	DUTCH TILE BLUE	LOW SHEEN EGGSHELL		ACCENT	
PT-6	PAINT	SHERWIN WILLIAMS	SW7748	GREEN EARTH	LOW SHEEN EGGSHELL		ACCENT	
PT-7	PAINT	SHERWIN WILLIAMS	SW0007	DECOROUS AMBER	LOW SHEEN EGGSHELL		ACCENT	
PT-8	PAINT	SHERWIN WILLIAMS	SW7517	RIVERS EDGE	LOW SHEEN EGGSHELL		LOBBY ACCENT	
PT-9	PAINT	SHERWIN WILLIAMS	SW7566	WESTHIGHLAND WHITE	FLAT FOR CEILING, LOW LUSTER FOR TRIM		CEILING & TRIM	
QTZ-1	QUARTZ	MSI SURFACES	Q QUARTZ	PEARLA WHITE	2 CM		LOBBY & COMMUNITY ROOM	cassandra.m@msisurfaces.com
QTZ-4	QUARTZ	MSI SURFACES	Q QUARTZ	MIDNIGHT MAJESTY	2 CM		COMMUNITY ROOM COFFEE BAR	cassandra.m@msisurfaces.com
RB-1	RUBBER BASE	JOHNSONITE	DURACOVE THERMOPLASTIC RUBBER 1/8" (TYPE TP)	BURNT UMBER 63	4" TOE		CPT-1, RUB-3	
RB-2	RUBBER BASE	JOHNSONITE	DURACOVE THERMOPLASTIC RUBBER 1/8" (TYPE TP)	GRIZZLY CB 281	4" TOE		CPT-2, CPT-4, CPT-6, RUB-2	
RB-3	RUBBER BASE	JOHNSONITE	DURACOVE THERMOPLASTIC RUBBER 1/8" (TYPE TP)	PALM LEAF 73	4" TOE		CPT-3	
RB-4	RUBBER BASE	JOHNSONITE	DURACOVE THERMOPLASTIC RUBBER 1/8" (TYPE TP)	BLACK B 40	4" TOE		FITNESS BASE BID/ GARAGE	
RUB-1	RUBBER FLOORING	KIEFER U.S.A.	TUFF-ROLL CIRCUIT 1	GREEN K32	4" ROLL		FITNESS BASE BID	
RUB-2	RUBBER FLOORING	NORA BY INTERFACE	NORAPLAN CONVIA ARTICLE 170F	WARM SAND 7361	SHEET: 15M X 1.22M	BID ALTERNATE TO RUB-1	FITNESS BID ALTERNATE	courtney.hedington@interface.com
RUB-3	RUBBER FLOORING	NORA BY INTERFACE	NORAMENT SATURA STAIRTREADS	CALLISTO #5107	39.53" X 39.53"	FLOORING, TREAD AND RISERS	FIRST FLOOR STAIRS	courtney.hedington@interface.com
TB-1	TILEBAR	BARBERRY	TABACCO	TABACCO	8" X 48"	LOBBY FLOOR TILE BASE: CUT TO 4" PIECES, FINISHED WITH SCHLUTER JOLLY IN BRONZE	OVERALL	enewton@tilebar.com
TL-1	TILE	TILEBAR	BARBERRY	TABACCO	8" X 48"		OVERALL	enewton@tilebar.com
TL-2	TILE	TILEBAR	LENOX	NERA	8" X 8"		BACKSPASH	enewton@tilebar.com
TL-3	TILE	NASCO	LOVE BARS	ROYAL GREEN GLOSSY	8" X 10"		BACKSPASH	enewton@tilebar.com
TL-4	TILE	DALTILE	MYTHOLOGY	TITAN RECTANGULAR UNULATED MY96	4" X 12"		BATHROOM WALL TILE	joseph@nascostonetile.com
TL-5	TILE	TILEBAR	BASIC TRAVERTINE	BEIGE & CREAM	12" X 24"		BATHROOM FLOOR & WALL TILE	enewton@tilebar.com
TL-8	TILE	DALTILE	FARRIER	PALOMINO FA58	5" X 5"		PAW SPA	JULIE.JOOS@DAL.TILE.COM
VCT-1	VINYL COMPOSITION TILE	TARKETT	VCT II	522 STEELWORKS			RESIDENT STORAGE, IT ROOM	
WC-1	WALLCOVERING	MDC INTERIOR SOLUTIONS	CLIFFHANGER	SAND DG1130	54" W		LOBBY & SECOND FLOOR ELEVATOR	kbaker@mdcwall.com
WC-2	WALLCOVERING	MDC INTERIOR SOLUTIONS	CLIFFHANGER	LAGOON DG1128	54" W		OFFICE	kbaker@mdcwall.com
WC-3	WALLCOVERING	MDC INTERIOR SOLUTIONS	CURRENT	FOREST TNCR711	53/64" W		FITNESS	kbaker@mdcwall.com
WC-4	WALLCOVERING	YORK WALLCOVERINGS	DOGS LIFE	ORANGE GOLD AF1940	20.5"W X 33"		PAW SPA	
WC-5	WALLCOVERING	MDC INTERIOR SOLUTIONS	CLIFFHANGER	DENIM DG1129	54" W		3RD FLOOR ELEVATOR	kbaker@mdcwall.com
WC-6	WALLCOVERING	WOLF GORDON	AQUANTINT	SKY GOH33756590	52" W		MASSAGE CHAIR ROOM CEILING	
WD-1	WOOD	ALPINE CABINETRY	OAK	GREYSTONE SNW			AMENITY	marki@alpinecabinetry.com
WD-5	WOOD	GC TO SOURCE	RUSTIC ALDER	PECAN	2"W PLANKS - VARYING LENGTHS, CHEVRON BOOKMATCH	ALPINE CABINETS CAN PROVIDE WOOD, NOT FABRICATION	LOBBY & COMMUNITY ROOM FIREPLACE	
WP-1	WALL PANEL	MDC INTERIOR SOLUTIONS	DIMENSION WALLS: SQUARE	BURNISHED BRUSHSTROKE DWP9843	9.5" X 94.5"		LOBBY	kbaker@mdcwall.com

## FINISH PLAN NOTES

- THE CONTRACTOR SHALL BE RESPONSIBLE FOR VERIFYING PRODUCT AVAILABILITY AND LEAD TIMES PRIOR TO ORDERING. THE CONTRACTOR SHALL NOTIFY THE DESIGNER OF CONFLICTS IMMEDIATELY.
- ALL FINISH MATERIALS ARE TO BE INSTALLED FOLLOWING MANUFACTURER RECOMMENDATIONS AND DIRECTIONS IN THE PROJECT SPECIFICATIONS MANUAL. IF PRESENT, CONSULT DESIGNER IN THE EVENT OF DISCREPANCY BETWEEN DOCUMENTS AND MANUFACTURER INSTALLATION INSTRUCTIONS.
- ALL FLOORING MATERIAL TRANSITIONS GREATER THAN 1/16" IN HEIGHT ARE TO RECEIVE A FLOORING TRANSITION STRIP. SCHLUTER METAL TRANSITION STRIPS ARE TO BE THE BASIS OF DESIGN UNLESS NOTED OTHERWISE ON THESE DOCUMENTS.
- ALL TILE EDGE TRANSITIONS TO RECEIVE TILE FINISHING STRIPS UNLESS NOTED OTHERWISE BY THESE DOCUMENTS. SCHLUTER METAL TRANSITION STRIPS ARE TO BE THE BASIS OF DESIGN UNLESS NOTED OTHERWISE ON THESE DOCUMENTS.
- ALL GYPSUM BOARD WALLS RECEIVING A WALLCOVERING MATERIAL ARE TO RECEIVE A LEVEL-5 FINISH PRIOR TO WALLCOVERING APPLICATION.
- ALL PAINT TO HAVE AN EGGSHELL FINISH UNLESS NOTED OTHERWISE.
- AREA RUGS CONSTRUCTED FROM BROADLOOM CARPET ARE TO RECEIVE A BOUND EDGE UNLESS NOTED OTHERWISE BY THESE DOCUMENTS.
- TRANSITIONS BETWEEN VINYL OR LINOLEUM FLOORING TO FOLLOW MANUFACTURER RECOMMENDATIONS FOR TRANSITIONING WITH MATCHING WELD ROD UNLESS NOTED OTHERWISE.
- SEMI-GLOSS PAINT IN PACKAGE ROOM #05.
- OVERALL PAINT IS PT-1, UNLESS NOTED OTHERWISE.
- OVERALL CARPET IS CPT-1, UNLESS NOTED OTHERWISE.
- FIRST FLOOR STAIRS - FLOORING AND TREAD/RISERS UP TO LEVEL 2 ARE RUB-3.
- SECOND/ THIRD FLOOR STAIRS - FLOORING AND TREAD/RISERS TO BE CPT-6.



SECOND FLOOR PLAN - AREA "B"

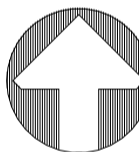
1 SECOND FLOOR FINISH PLAN AREA B  
ID102B 1/8" = 1'-0"



NORTH	PT-6
EAST	PT-1
SOUTH	PT-1
WEST	PT-1
FLOOR	CPT-6
BASE	RB-1

NORTH	PT-1
EAST	PT-1
SOUTH	PT-1
WEST	PT-1
FLOOR	VCT-1
BASE	RB-1



SECOND FLOOR PLAN - AREA "C"

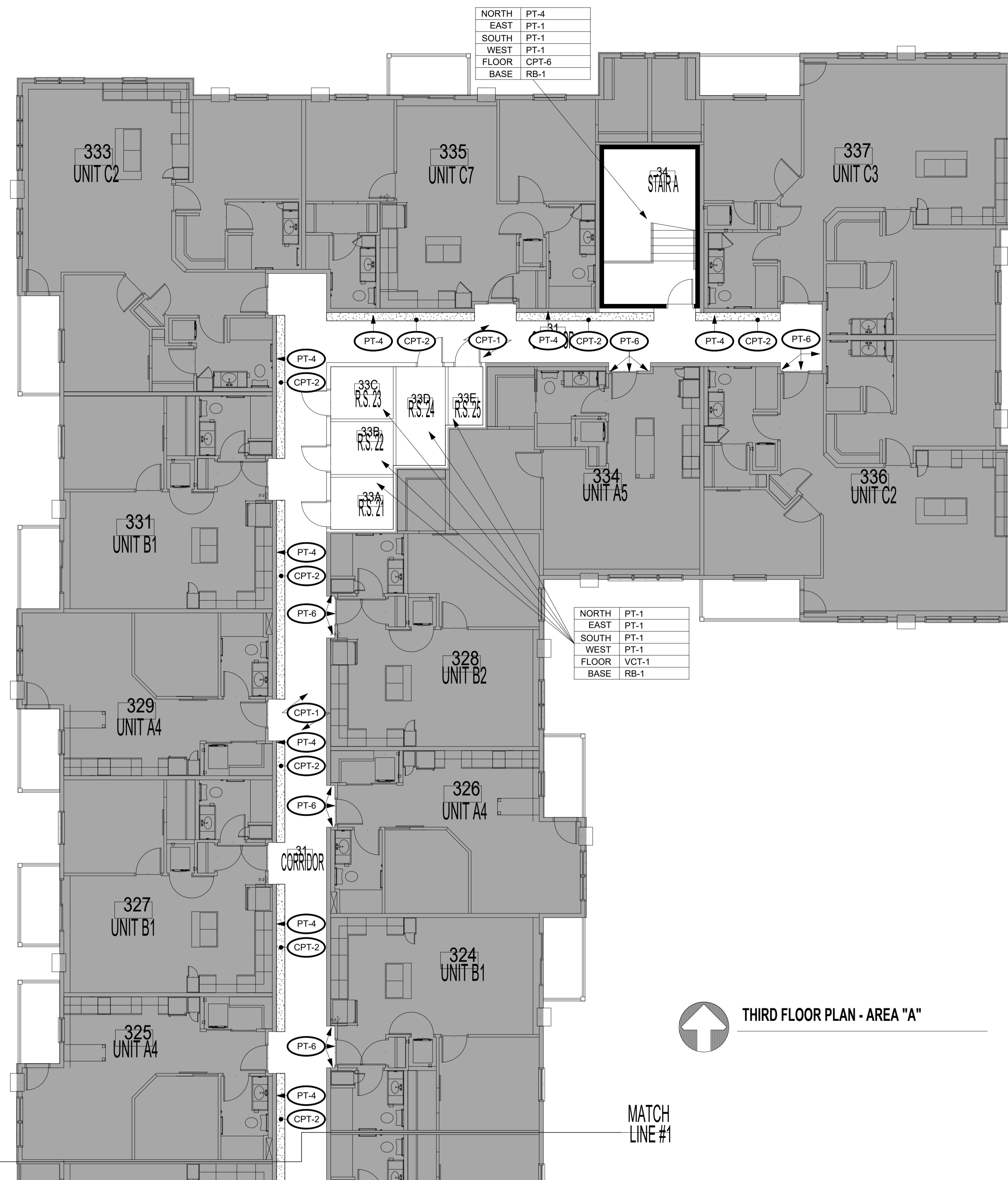
**FINISH PLAN NOTES**

1. THE CONTRACTOR SHALL BE RESPONSIBLE FOR VERIFYING PRODUCT AVAILABILITY AND LEAD TIMES PRIOR TO ORDERING. THE CONTRACTOR SHALL NOTIFY THE DESIGNER OF CONFLICTS IMMEDIATELY.
2. ALL FINISH MATERIALS ARE TO BE INSTALLED FOLLOWING MANUFACTURER RECOMMENDATIONS AND DIRECTIONS IN THE PROJECT SPECIFICATIONS MANUAL. IF PRESENT, CONSULT DESIGNER IN THE EVENT OF DISCREPANCY BETWEEN DOCUMENTS AND MANUFACTURER INSTALLATION INSTRUCTIONS.
3. ALL FLOORING MATERIAL TRANSITIONS GREATER THAN 1/16" IN HEIGHT ARE TO RECEIVE A FLOORING TRANSITION STRIP. SCHLUTER METAL TRANSITION STRIPS ARE TO BE THE BASIS OF DESIGN UNLESS NOTED OTHERWISE ON THESE DOCUMENTS.
4. ALL TILE EDGE TRANSITIONS TO RECEIVE TILE FINISHING STRIPS UNLESS NOTED OTHERWISE BY THESE DOCUMENTS. SCHLUTER METAL TRANSITION STRIPS ARE TO BE THE BASIS OF DESIGN UNLESS NOTED OTHERWISE ON THESE DOCUMENTS.
5. ALL GYPSUM BOARD WALLS RECEIVING A WALLCOVERING MATERIAL ARE TO RECEIVE A LEVEL-5 FINISH PRIOR TO WALLCOVERING APPLICATION.
6. ALL PAINT TO HAVE AN EGGSHELL FINISH UNLESS NOTED OTHERWISE
7. AREA RUGS CONSTRUCTED FROM BROADLOOM CARPET ARE TO RECEIVE A BOUND EDGE UNLESS NOTED OTHERWISE BY THESE DOCUMENTS.
8. TRANSITIONS BETWEEN VINYL OR LINOLEUM FLOORING TO FOLLOW MANUFACTURER RECOMMENDATIONS FOR TRANSITIONING WITH MATCHING WELD ROD UNLESS NOTED OTHERWISE.
9. SEMI-GLOSS PAINT IN PACKAGE ROOM #05.
10. OVERALL PAINT IS PT-1, UNLESS NOTED OTHERWISE.
11. OVERALL CARPET IS CPT-1, UNLESS NOTED OTHERWISE.
12. FIRST FLOOR STAIRS - FLOORING AND TREADS/RISERS UP TO LEVEL 2 ARE RUB-3.
13. SECOND/ THIRD FLOOR STAIRS - FLOORING AND TREADS/RISERS TO BE CPT-6.

1 SECOND FLOOR FINISH PLAN AREA C  
ID102C 1/8" = 1'-0"

**INTERIOR FINISH & MATERIAL SCHEDULE - AMENITIES**

MARK	MATERIAL DESCRIPTION	MANUFACTURER	MODEL	COLOR / FINISH	SIZE	COMMENTS	LOCATION	REP CONTACT
AP-1	ACOUSTICAL PANELS	MSI SURFACES		TAWNY	9.5" X 94.5"		CONFERENCE AND WFH	cassandra.m@msisurfaces.com
CONC-1	CONCRETE	GC TO SOURCE	GC TO SOURCE				AMENITY	
CPT-1	CARPET TILE	SHAW CONTRACT	COLLECTIVE I TILE #5T438	TAUPE #38761	9" X 36"	USE WITH RB-1, INSTALLATION: ASHLAR	HALLWAY ACCENT	eike.bangerter@shawcontract.com
CPT-2	CARPET TILE	SHAW CONTRACT	COLLECTIVE I TILE #5T438	TAN #38111	9" X 36"	USE WITH RB-2, INSTALLATION: ASHLAR	HALLWAY ACCENT	eike.bangerter@shawcontract.com
CPT-3	CARPET TILE	MANNINGTON COMMERCIAL	NOTABLE KEEPSAKE	MIMIC #33104	12" X 36"	USE WITH RB-3, INSTALLATION: ASHLAR	ACCENT	lisa.fahey@mannington.com
CPT-4	CARPET TILE	SHAW CONTRACT	QUILTED TILE #5T518	VINTAGE GOLD #16762	9" X 36"	USE WITH RB-2, INSTALLATION: ASHLAR	ACCENT	eike.bangerter@shawcontract.com
CPT-6	BROADLOOM CARPET	PHILADELPHIA COMMERCIAL	SCOREBOARD II 26 SLP	4TH QUARTER #00508	12' ROLL		STAIRS	
GR-1	GROUT	MAPEI	#07	CHOCOLATE			OVERALL FLOOR & COFFEE BAR BACKSPLASH	
GR-2	GROUT	MAPEI	#106	WALNUT			COMMON ROOM BACKSPASH & UNIT 2(?)	
GR-3	GROUT	MAPEI	#02	PEWTER			OVERALL FAMILY BATHROOM	
GR-5	GROUT	MAPEI	#05	CHAMOIS			PAW SPA	
MAT-1	WALKOFF MAT	MILLIKEN	OBEX BAR - CUT X	DARK GREY			OVERALL	holly.thompson@milliken.com
PLAM-1	LAMINATE	WILSONART	17000K-57	ASHBEE OAK			PAW SPA BASE CABINETS	lynette.stende@wilsonart.com
PLAM-2	LAMINATE	WILSONART	8226K-79	DERING FOREST			PAW SPA COUNTER	lynette.stende@wilsonart.com
PT-1	PAINT	SHERWIN WILLIAMS	SW7511	BUNGALOW BEIGE	LOW SHEEN EGGSHELL		OVERALL	
PT-3	PAINT	SHERWIN WILLIAMS	SW9088	UTAUEIA	LOW SHEEN EGGSHELL		HALLS	
PT-4	PAINT	SHERWIN WILLIAMS	SW0032	NEEDLEPOINT NAVY	LOW SHEEN EGGSHELL		ACCENT	
PT-5	PAINT	SHERWIN WILLIAMS	SW0031	DUTCH TILE BLUE	LOW SHEEN EGGSHELL		ACCENT	
PT-6	PAINT	SHERWIN WILLIAMS	SW7748	GREEN EARTH	LOW SHEEN EGGSHELL		ACCENT	
PT-7	PAINT	SHERWIN WILLIAMS	SW0007	DECOROUS AMBER	LOW SHEEN EGGSHELL		ACCENT	
PT-8	PAINT	SHERWIN WILLIAMS	SW7517	RIVERS EDGE	LOW SHEEN EGGSHELL		LOBBY ACCENT	
PT-9	PAINT	SHERWIN WILLIAMS	SW7566	WESTHIGHLAND WHITE	FLAT FOR CEILING, LOW LUSTER FOR TRIM		CEILING & TRIM	
QTZ-1	QUARTZ	MSI SURFACES	Q QUARTZ	PEARLA WHITE	2 CM		LOBBY & COMMUNITY ROOM	cassandra.m@msisurfaces.com
QTZ-4	QUARTZ	MSI SURFACES	Q QUARTZ	MIDNIGHT MAJESTY	2 CM		COMMUNITY ROOM COFFEE BAR	cassandra.m@msisurfaces.com
RB-1	RUBBER BASE	JOHNSONITE	DURACOVE THERMOPLASTIC RUBBER 1/8" (TYPE TP)	BURNT UMBER 63	4" TOE		CPT-1, RUB-3	
RB-2	RUBBER BASE	JOHNSONITE	DURACOVE THERMOPLASTIC RUBBER 1/8" (TYPE TP)	GRIZZLY CB 281	4" TOE		CPT-2, CPT-4, CPT-6, RUB-2	
RB-3	RUBBER BASE	JOHNSONITE	DURACOVE THERMOPLASTIC RUBBER 1/8" (TYPE TP)	PALM LEAF 73	4" TOE		CPT-3	
RB-4	RUBBER BASE	JOHNSONITE	DURACOVE THERMOPLASTIC RUBBER 1/8" (TYPE TP)	BLACK B 40	4" TOE		FITNESS BASE BID/ GARAGE	
RUB-1	RUBBER FLOORING	KIEFER U.S.A.	TUFF-ROLL CIRCUIT 1	GREEN K32	4" ROLL		FITNESS BASE BID	
RUB-2	RUBBER FLOORING	NORA BY INTERFACE	NORAPLAN CONVIA ARTICLE 170F	WARM SAND 7361	SHEET: 15M X 1.22M	BID ALTERNATE TO RUB-1	FITNESS BID ALTERNATE	courtney.hedington@interface.com
RUB-3	RUBBER FLOORING	NORA BY INTERFACE	NORAMENT SATURA STAIRTREADS	CALLISTO #5107	39.53" X 39.53"	FLOORING, TREAD AND RISERS	FIRST FLOOR STAIRS	courtney.hedington@interface.com
TB-1	TILEBAR	BARBERRY	TABACCO	TABACCO	8" X 48"	LOBBY FLOOR TILE BASE: CUT TO 4"H PIECES, FINISHED WITH SCHLUTER JOLLY IN BRONZE	OVERALL	enewton@tilebar.com
TL-1	TILE	TILEBAR	BARBERRY	TABACCO	8" X 48"	LOBBY FLOOR TILE	OVERALL	enewton@tilebar.com
TL-2	TILE	TILEBAR	LENOX	NERA	8" X 8"	BACKSPLASH	COMMUNITY ROOM COFFEE BAR	enewton@tilebar.com
TL-3	TILE	NASCO	LOVE BARS	ROYAL GREEN GLOSSY	5" X 10"	BACKSPLASH	COMMUNITY ROOM KITCHEN	enewton@tilebar.com
TL-4	TILE	DALTILE	MYTHOLOGY	TITAN RECTANGULAR UNULATED MY96	4" X 12"		BATHROOM WALL TILE	joseph@nascostonetile.com
TL-5	TILE	TILEBAR	BASIC TRAVERTINE	BEIGE & CREAM	12" X 24"		BATHROOM FLOOR & WALL TILE	enewton@tilebar.com
TL-8	TILE	DALTILE	FARRIER	PALOMINO FA58	5" X 5"		PAW SPA	julie.joos@daltile.com
VCT-1	VINYL COMPOSITION TILE	TARKETT	VCT II	522 STEELWORKS			RESIDENT STORAGE, IT ROOM	
WC-1	WALLCOVERING SOLUTIONS	MDC INTERIOR SOLUTIONS	CLIFFHANGER	SAND DG1130	54" W		LOBBY & SECOND FLOOR ELEVATOR	kbaker@mdcwall.com
WC-2	WALLCOVERING SOLUTIONS	MDC INTERIOR SOLUTIONS	CLIFFHANGER	LAGOON DG1128	54" W		OFFICE	kbaker@mdcwall.com
WC-3	WALLCOVERING SOLUTIONS	MDC INTERIOR SOLUTIONS	CURRENT	FOREST TNCR711	53/54" W		FITNESS	kbaker@mdcwall.com
WC-4	WALLCOVERING SOLUTIONS	YORK WALLCOVERINGS	DOGS LIFE	ORANGE GOLD AF1940	20.5"W X 33"		PAW SPA	
WC-5	WALLCOVERING SOLUTIONS	MDC INTERIOR SOLUTIONS	CLIFFHANGER	DENIM DG1129	54" W		3RD FLOOR ELEVATOR	kbaker@mdcwall.com
WC-6	WALLCOVERING SOLUTIONS	WOLF GORDON	AQUANTINT	SKY GOH33756590	52" W		MASSAGE CHAIR ROOM CEILING	
WD-1	WOOD	ALPINE CABINETRY	OAK	GREYSTONE SNW			AMENITY	marki@alpinecabinetry.com
WD-5	WOOD	GC TO SOURCE	RUSTIC ALDER	PECAN	2"W PLANKS - VARYING LENGTHS, CHEVRON BOOKMATCH	ALPINE CABINETS CAN PROVIDE WOOD, NOT FABRICATION	LOBBY & COMMUNITY ROOM FIREPLACE	
WP-1	WALL PANEL	MDC INTERIOR SOLUTIONS	DIMENSION WALLS: SQUARE	BURNISHED BRUSHSTROKE DWP9843	9.5" X 94.5"		LOBBY	kbaker@mdcwall.com



**FINISH PLAN NOTES**

- THE CONTRACTOR SHALL BE RESPONSIBLE FOR VERIFYING PRODUCT AVAILABILITY AND LEAD TIMES PRIOR TO ORDERING. THE CONTRACTOR SHALL NOTIFY THE DESIGNER OF CONFLICTS IMMEDIATELY.
- ALL FINISH MATERIALS ARE TO BE INSTALLED FOLLOWING MANUFACTURER RECOMMENDATIONS AND DIRECTIONS IN THE PROJECT SPECIFICATIONS MANUAL. IF PRESENT, CONSULT DESIGNER IN THE EVENT OF DISCREPANCY BETWEEN DOCUMENTS AND MANUFACTURER INSTALLATION INSTRUCTIONS.
- ALL FLOORING MATERIAL TRANSITIONS GREATER THAN 1/16" IN HEIGHT ARE TO RECEIVE A FLOORING TRANSITION STRIP. SCHLUTER METAL TRANSITION STRIPS ARE TO BE THE BASIS OF DESIGN UNLESS NOTED OTHERWISE ON THESE DOCUMENTS.
- ALL TILE EDGE TRANSITIONS TO RECEIVE TILE FINISHING STRIPS UNLESS NOTED OTHERWISE BY THESE DOCUMENTS. SCHLUTER METAL TRANSITION STRIPS ARE TO BE THE BASIS OF DESIGN UNLESS NOTED OTHERWISE ON THESE DOCUMENTS.
- ALL GYPSUM BOARD WALLS RECEIVING A WALLCOVERING MATERIAL ARE TO RECEIVE A LEVEL-5 FINISH PRIOR TO WALLCOVERING APPLICATION.
- ALL PAINT TO HAVE AN EGGSHELL FINISH UNLESS NOTED OTHERWISE.
- AREA RUGS CONSTRUCTED FROM BROADLOOM CARPET ARE TO RECEIVE A BOUND EDGE UNLESS NOTED OTHERWISE BY THESE DOCUMENTS.
- TRANSITIONS BETWEEN VINYL OR LINOLEUM FLOORING TO FOLLOW MANUFACTURER RECOMMENDATIONS FOR TRANSITIONING WITH MATCHING WELD ROD UNLESS NOTED OTHERWISE.
- SEMI-GLOSS PAINT IN PACKAGE ROOM #05.
- OVERALL PAINT IS PT-1, UNLESS NOTED OTHERWISE.
- OVERALL CARPET IS CPT-1, UNLESS NOTED OTHERWISE.
- FIRST FLOOR STAIRS - FLOORING AND TREAD/RISERS UP TO LEVEL 2 ARE RUB-3.
- SECOND/ THIRD FLOOR STAIRS - FLOORING AND TREADS/RISERS TO BE CPT-6.

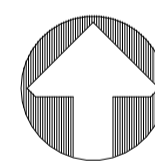
MATCH LINE #1

1 THIRD FLOOR FINISH PLAN AREA A  
 1/8" = 1'-0"

MATCH LINE #1

THIRD FLOOR PLAN - AREA "A"

INTERIOR FINISH & MATERIAL SCHEDULE - AMENITIES								
MARK	MATERIAL DESCRIPTION	MANUFACTURER	MODEL	COLOR / FINISH	SIZE	COMMENTS	LOCATION	REP CONTACT
AP-1	ACOUSTICAL PANELS	MSI SURFACES		TAWNY	9.5" X 94.5"		CONFERENCE AND WFH	cassandra.m@msisurfaces.com
CONC-1	CONCRETE	GC TO SOURCE	GC TO SOURCE	GC TO SOURCE			AMENITY	
CPT-1	CARPET TILE	SHAW CONTRACT	COLLECTIVE I TILE #5T438	TAUPE #38761	9" X 36"	USE WITH RB-1, INSTALLATION: ASHLAR	HALLWAY ACCENT	eike.bangerter@shawcontract.com
CPT-2	CARPET TILE	SHAW CONTRACT	COLLECTIVE I TILE #5T438	TAN #38111	9" X 36"	USE WITH RB-2, INSTALLATION: ASHLAR	HALLWAY ACCENT	eike.bangerter@shawcontract.com
CPT-3	CARPET TILE	MANNINGTON COMMERCIAL	NOTABLE KEEPSAKE	MIMIC #33104	12" X 36"	USE WITH RB-3, INSTALLATION: ASHLAR	ACCENT	lisa.fahay@mannington.com
CPT-4	CARPET TILE	SHAW CONTRACT	QUILTED TILE #5T518	VINTAGE GOLD #16762	9" X 36"	USE WITH RB-2, INSTALLATION: ASHLAR	ACCENT	eike.bangerter@shawcontract.com
CPT-6	BROADLOOM CARPET	PHILADELPHIA COMMERCIAL	SCOREBOARD II 26 SLP	4TH QUARTER #00508	12' ROLL		STAIRS	
GR-1	GROUT	MAPEI	#07	CHOCOLATE			OVERALL FLOOR & COFFEE BAR BACKSPASH	
GR-2	GROUT	MAPEI	#106	WALNUT			COMMON ROOM BACKSPASH & UNIT 2(?)	
GR-3	GROUT	MAPEI	#02	PEWTER			OVERALL FAMILY BATHROOM	
GR-5	GROUT	MAPEI	#05	CHAMOIS			PAW SPA	
MAT-1	WALKOFF MAT	MILLIKEN	OBEX BAR - CUT X	DARK GREY			OVERALL	holly.thompson@milliken.com
PLAM-1	LAMINATE	WILSONART	17000K-57	ASHBEE OAK			PAW SPA BASE CABINETS	lynette.stende@wilsonart.com
PLAM-2	LAMINATE	WILSONART	8226K-79	DERING FOREST			PAW SPA COUNTER	lynette.stende@wilsonart.com
PT-1	PAINT	SHERWIN WILLIAMS	SW7511	BUNGALOW BEIGE	LOW SHEEN EGGSHELL		OVERALL	
PT-3	PAINT	SHERWIN WILLIAMS	SW9088	UTAUEIA	LOW SHEEN EGGSHELL		HALLS	
PT-4	PAINT	SHERWIN WILLIAMS	SW0032	NEEDLEPOINT NAVY	LOW SHEEN EGGSHELL		ACCENT	
PT-5	PAINT	SHERWIN WILLIAMS	SW0031	DUTCH TILE BLUE	LOW SHEEN EGGSHELL		ACCENT	
PT-6	PAINT	SHERWIN WILLIAMS	SW7748	GREEN EARTH	LOW SHEEN EGGSHELL		ACCENT	
PT-7	PAINT	SHERWIN WILLIAMS	SW0007	DECOROUS AMBER	LOW SHEEN EGGSHELL		ACCENT	
PT-8	PAINT	SHERWIN WILLIAMS	SW7517	RIVERS EDGE	LOW SHEEN EGGSHELL		LOBBY ACCENT	
PT-9	PAINT	SHERWIN WILLIAMS	SW7566	WESTHIGHLAND WHITE	FLAT FOR CEILING, LOW LUSTER FOR TRIM		CEILING & TRIM	
QTZ-1	QUARTZ	MSI SURFACES	Q QUARTZ	PEARLA WHITE	2 CM		LOBBY & COMMUNITY ROOM	cassandra.m@msisurfaces.com
QTZ-4	QUARTZ	MSI SURFACES	Q QUARTZ	MIDNIGHT MAJESTY	2 CM		COMMUNITY ROOM COFFEE BAR	cassandra.m@msisurfaces.com
RB-1	RUBBER BASE	JOHNSONITE	DURACOVE THERMOPLASTIC RUBBER 1/8" (TYPE TP)	BURNT UMBER 63	4" TOE		CPT-1, RUB-3	
RB-2	RUBBER BASE	JOHNSONITE	DURACOVE THERMOPLASTIC RUBBER 1/8" (TYPE TP)	GRIZZLY CB 281	4" TOE		CPT-2, CPT-4, CPT-6, RUB-2	
RB-3	RUBBER BASE	JOHNSONITE	DURACOVE THERMOPLASTIC RUBBER 1/8" (TYPE TP)	PALM LEAF 73	4" TOE		CPT-3	
RB-4	RUBBER BASE	JOHNSONITE	DURACOVE THERMOPLASTIC RUBBER 1/8" (TYPE TP)	BLACK B 40	4" TOE		FITNESS BASE BID/ GARAGE	
RUB-1	RUBBER FLOORING	KIEFER U.S.A.	TUFF-ROLL CIRCUIT 1	GREEN K32	4" ROLL		FITNESS BASE BID	
RUB-2	RUBBER FLOORING	NORA BY INTERFACE	NORAPLAN CONVIA ARTICLE 170F	WARM SAND 7361	SHEET: 15M X 1.22M	BID ALTERNATE TO RUB-1	FITNESS BID ALTERNATE	courtney.hedington@interface.com
RUB-3	RUBBER FLOORING	NORA BY INTERFACE	NORAMENT SATURA STAIRTREADS	CALLISTO #5107	39.53" X 39.53"	FLOORING, TREAD AND RISERS	FIRST FLOOR STAIRS	courtney.hedington@interface.com
TB-1	TILEBAR	BARBERRY	TABACCO	TABACCO	8" X 48"	LOBBY FLOOR TILE BASE: CUT TO 4"H PIECES, FINISHED WITH SCHLUTER JOLLY IN BRONZE	OVERALL	enewton@tilebar.com
TL-1	TILE	TILEBAR	BARBERRY	TABACCO	8" X 48"	LOBBY FLOOR TILE	OVERALL	enewton@tilebar.com
TL-2	TILE	TILEBAR	LENOX	NERA	8" X 8"	BACKSPASH	COMMUNITY ROOM COFFEE BAR	enewton@tilebar.com
TL-3	TILE	NASCO	LOVE BARS	ROYAL GREEN GLOSSY	8" X 10"	BACKSPASH	COMMUNITY ROOM KITCHEN	enewton@tilebar.com
TL-4	TILE	DALTILE	MYTHOLOGY	TITAN RECTANGULAR UNULATED MY96	4" X 12"		BATHROOM WALL TILE	joseph@nascostonetile.com
TL-5	TILE	TILEBAR	BASIC TRAVERTINE	BEIGE & CREAM	12" X 24"		BATHROOM FLOOR & WALL TILE	enewton@tilebar.com
TL-8	TILE	DALTILE	FARRIER	PALOMINO FA58	5" X 5"		PAW SPA	JULIE.JOOS@DAL TILE.COM
VCT-1	VINYL COMPOSITION TILE	TARKETT	VCT II	522 STEELWORKS			RESIDENT STORAGE, IT ROOM	
WC-1	WALLCOVERING SOLUTIONS	MDC INTERIOR SOLUTIONS	CLIFFHANGER	SAND DG1130	54" W		LOBBY & SECOND FLOOR ELEVATOR	kbaker@mdcwall.com
WC-2	WALLCOVERING SOLUTIONS	MDC INTERIOR SOLUTIONS	CLIFFHANGER	LAGOON DG1128	54" W		OFFICE	kbaker@mdcwall.com
WC-3	WALLCOVERING SOLUTIONS	MDC INTERIOR SOLUTIONS	CURRENT	FOREST TNCR711	53/54" W		FITNESS	kbaker@mdcwall.com
WC-4	WALLCOVERING SOLUTIONS	YORK WALLCOVERINGS	DOGS LIFE	ORANGE GOLD AF1940	20.5"W X 33"		PAW SPA	
WC-5	WALLCOVERING SOLUTIONS	MDC INTERIOR SOLUTIONS	CLIFFHANGER	DENIM DG1129	54" W		3RD FLOOR ELEVATOR	kbaker@mdcwall.com
WC-6	WALLCOVERING SOLUTIONS	WOLF GORDON	AQUANTINT	SKY GOH33756590	52" W		MASSAGE CHAIR ROOM CEILING	
WD-1	WOOD	ALPINE CABINETRY	OAK	GREYSTONE SNW			AMENITY	marki@alpinecabinetry.com
WD-5	WOOD	GC TO SOURCE	RUSTIC ALDER	PECAN	2"W PLANKS - VARYING LENGTHS, CHEVRON BOOKMATCH	ALPINE CABINETS CAN PROVIDE WOOD, NOT FABRICATION	LOBBY & COMMUNITY ROOM FIREPLACE	
WP-1	WALL PANEL	MDC INTERIOR SOLUTIONS	DIMENSION WALLS: SQUARE	BURNISHED BRUSHSTROKE DWP9843	9.5" X 94.5"		LOBBY	kbaker@mdcwall.com

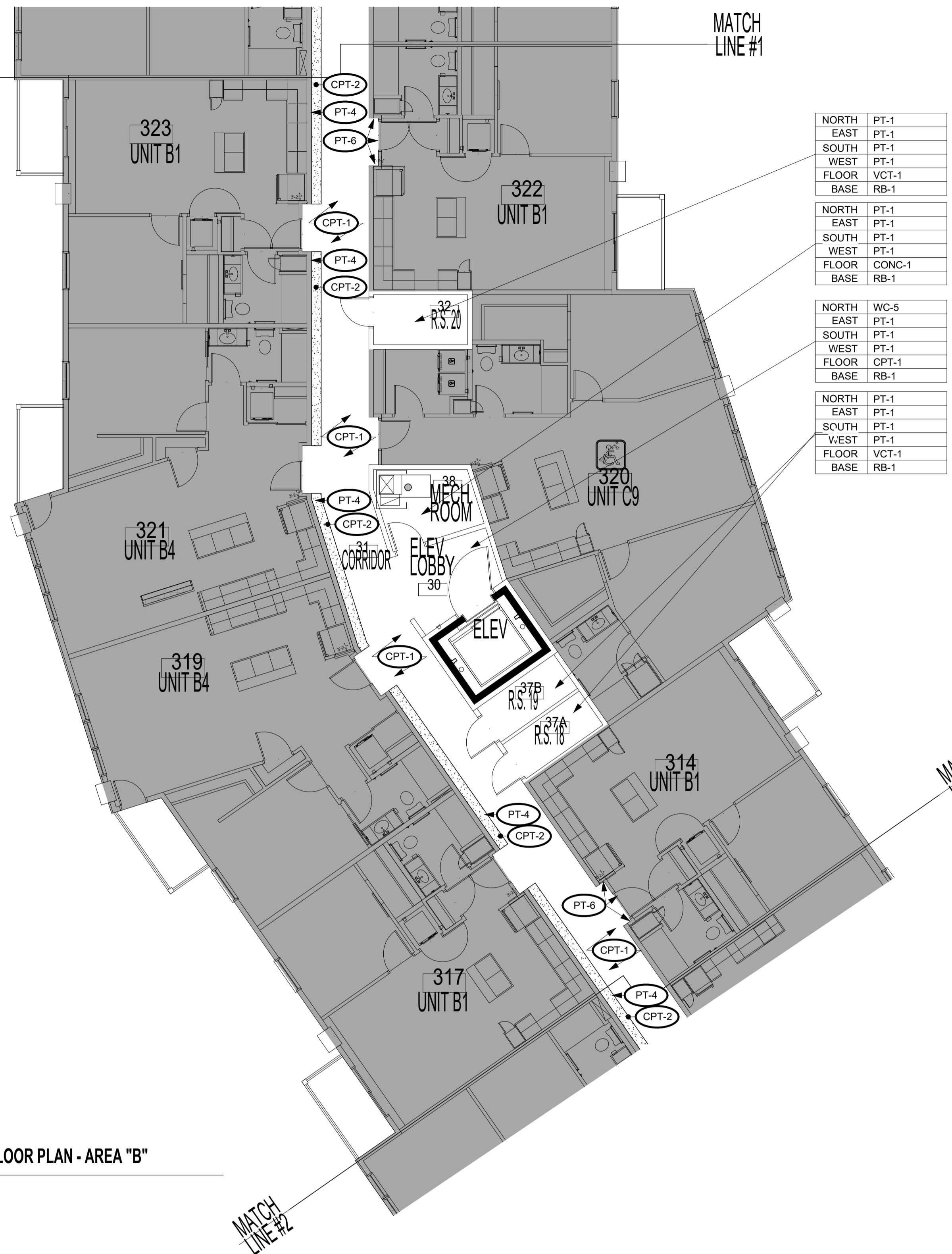


THIRD FLOOR PLAN - AREA "B"

1  
ID103B

THIRD FLOOR FINISH PLAN AREA B

1/8" = 1'-0"



### FINISH PLAN NOTES

- THE CONTRACTOR SHALL BE RESPONSIBLE FOR VERIFYING PRODUCT AVAILABILITY AND LEAD TIMES PRIOR TO ORDERING. THE CONTRACTOR SHALL NOTIFY THE DESIGNER OF CONFLICTS IMMEDIATELY.
- ALL FINISH MATERIALS ARE TO BE INSTALLED FOLLOWING MANUFACTURER RECOMMENDATIONS AND DIRECTIONS IN THE PROJECT SPECIFICATIONS MANUAL. IF PRESENT, CONSULT DESIGNER IN THE EVENT OF DISCREPANCY BETWEEN DOCUMENTS AND MANUFACTURER INSTALLATION INSTRUCTIONS.
- ALL FLOORING MATERIAL TRANSITIONS GREATER THAN 1/16" IN HEIGHT ARE TO RECEIVE A FLOORING TRANSITION STRIP. SCHLUTER METAL TRANSITION STRIPS ARE TO BE THE BASIS OF DESIGN UNLESS NOTED OTHERWISE ON THESE DOCUMENTS.
- ALL TILE EDGE TRANSITIONS TO RECEIVE TILE FINISHING STRIPS UNLESS NOTED OTHERWISE BY THESE DOCUMENTS. SCHLUTER METAL TRANSITION STRIPS ARE TO BE THE BASIS OF DESIGN UNLESS NOTED OTHERWISE ON THESE DOCUMENTS.
- ALL GYPSUM BOARD WALLS RECEIVING A WALLCOVERING MATERIAL ARE TO RECEIVE A LEVEL-5 FINISH PRIOR TO WALLCOVERING APPLICATION.
- ALL PAINT TO HAVE AN EGGSHELL FINISH UNLESS NOTED OTHERWISE.
- AREA RUGS CONSTRUCTED FROM BROADLOOM CARPET ARE TO RECEIVE A BOUND EDGE UNLESS NOTED OTHERWISE BY THESE DOCUMENTS.
- TRANSITIONS BETWEEN VINYL OR LINOLEUM FLOORING TO FOLLOW MANUFACTURER RECOMMENDATIONS FOR TRANSITIONING WITH MATCHING WELD ROD UNLESS NOTED OTHERWISE.
- SEMI-GLOSS PAINT IN PACKAGE ROOM #05.
- OVERALL PAINT IS PT-1, UNLESS NOTED OTHERWISE.
- OVERALL CARPET IS CPT-1, UNLESS NOTED OTHERWISE.
- FIRST FLOOR STAIRS - FLOORING AND TREAD/RISERS UP TO LEVEL 2 ARE RUB-3.
- SECOND/ THIRD FLOOR STAIRS - FLOORING AND TREAD/RISERS TO BE CPT-6.



↑ THIRD FLOOR PLAN - AREA "C"

**FINISH PLAN NOTES**

1. THE CONTRACTOR SHALL BE RESPONSIBLE FOR VERIFYING PRODUCT AVAILABILITY AND LEAD TIMES PRIOR TO ORDERING. THE CONTRACTOR SHALL NOTIFY THE DESIGNER OF CONFLICTS IMMEDIATELY.
2. ALL FINISH MATERIALS ARE TO BE INSTALLED FOLLOWING MANUFACTURER RECOMMENDATIONS AND DIRECTIONS IN THE PROJECT SPECIFICATIONS MANUAL, IF PRESENT. CONSULT DESIGNER IN THE EVENT OF DISCREPANCY BETWEEN DOCUMENTS AND MANUFACTURER INSTALLATION INSTRUCTIONS.
3. ALL FLOORING MATERIAL TRANSITIONS GREATER THAN 1/16" IN HEIGHT ARE TO RECEIVE A FLOORING TRANSITION STRIP. SCHLUTER METAL TRANSITION STRIPS ARE TO BE THE BASIS OF DESIGN UNLESS NOTED OTHERWISE ON THESE DOCUMENTS.
4. ALL TILE EDGE TRANSITIONS TO RECEIVE TILE FINISHING STRIPS UNLESS NOTED OTHERWISE BY THESE DOCUMENTS. SCHLUTER METAL TRANSITION STRIPS ARE TO BE THE BASIS OF DESIGN UNLESS NOTED OTHERWISE ON THESE DOCUMENTS.
5. ALL GYPSUM BOARD WALLS RECEIVING A WALLCOVERING MATERIAL ARE TO RECEIVE A LEVEL-5 FINISH PRIOR TO WALLCOVERING APPLICATION.
6. ALL PAINT TO HAVE AN EGGSHELL FINISH UNLESS NOTED OTHERWISE.
7. AREA RUGS CONSTRUCTED FROM BROADLOOM CARPET ARE TO RECEIVE A BOUND EDGE UNLESS NOTED OTHERWISE BY THESE DOCUMENTS.
8. TRANSITIONS BETWEEN VINYL OR LINOLEUM FLOORING TO FOLLOW MANUFACTURER RECOMMENDATIONS FOR TRANSITIONING WITH MATCHING WELD ROD UNLESS NOTED OTHERWISE.
9. SEMI-GLOSS PAINT IN PACKAGE ROOM #05.
10. OVERALL PAINT IS PT-1, UNLESS NOTED OTHERWISE.
11. OVERALL CARPET IS CPT-1, UNLESS NOTED OTHERWISE.
12. FIRST FLOOR STAIRS - FLOORING AND TREADS/RISERS UP TO LEVEL 2 ARE RUB-3.
13. SECOND/ THIRD FLOOR STAIRS - FLOORING AND TREADS/RISERS TO BE CPT-6.

1 THIRD FLOOR FINISH PLAN AREA C  
ID103C 1/8" = 1'-0"

I hereby certify that this plan, specification, or report was prepared by me or under my direct supervision and that I am a duly Licensed Architect under the laws of the state of Minnesota

Thomas P. Wasmoen  
 MM/DD/YYYY 20891  
 Date Signed License No.

PARTNERS/CONSULTANTS

OWNER  
 SUMMIT  
 MANAGEMENT, LLC  
 6770 STILLWATER BLVD., STE.  
 110  
 STILLWATER, MN 55082

PROJECT  
**HUGO WEST  
 APARTMENTS**  
 Hugo, MN

PROJECT NO. 24,148  
 DRAWN BY K LAMBERT  
 CHECKED BY T. WASMOEN

© COPYRIGHT 2024 FIRMGROUND AE INC.

**NOT FOR  
 CONSTRUCTION**

# ISSUE/REVISION DATE

SHEET TITLE  
**FIRST FLOOR  
 RCP**

SHEET NUMBER

**RCP NOTES**

- DO NOT SCALE DRAWINGS FOR CONSTRUCTION DIMENSIONS. NOTIFY DESIGNERS OF DISCREPANCIES AND MISSING INFORMATION AS REQUIRED.
- IN THE CASE OF AMBIGUITIES, DISCREPANCIES, OR IRREGULARITIES IN THE DRAWINGS AND/OR SPECIFICATIONS, THE CONTRACTOR SHALL SUBMIT A WRITTEN REQUEST FOR INFORMATION (RFI) FROM THE DESIGNER BEFORE PROCEEDING WITH WORK.
- GYP. BD. HEADERS TO BE CONSTRUCTED AT 1" BELOW LOWEST ADJACENT CEILING HEIGHT U.N.O.
- REFER TO SHEET A110, A120, AND A130 FOR TYPICAL CEILING DETAILS.
- SPECIALTY LIGHTING IS SHOWN AT PREFERRED DESIGN LOCATION. CONSULT DESIGNER AS SHOWN AS FEASIBLE IF FRAMING CONFLICTS ARE ANTICIPATED.
- ALL NEW DOORS ARE SHOWN OPEN AT 90-DEGREE ANGLE.
- OVERALL CEILING PAINT IS PT-9, UNLESS NOTED OTHERWISE.
- SET ONLY NOTATES SPECIALTY LIGHTING. SEE M&E PLANS FOR GENERAL LIGHTING.



LIGHTING SCHEDULE				
NOTE NUMBER	NOTE TEXT	MANUFACTURER	COLOR	MODEL NUMBER
L1	MONACO MULTI PORT PENDANT	WAC LIGHTING	BLACK	HF9179-BK
L2	CARLA	CARPYN	NATURAL OAK	E27
L3	WAGNER	HUDSON VALLEY LIGHTING GROUP	BLACK	5541-OB
L4	LUNA LED	LITELINE	BLACK	RA2-7F
L5	BODEN LED MODERN MID CENTURY PENDANT	ARTIKA	BLACK	PDT-BOC-C1BL
L6	GLOW	ALLURE	BLACK	GL-R2-35-SM-BL
L7	EVOQ FIELD-CURVABLE	LUMENWERX	N/A	TBD
L8	GLOW	ALLURE	GLOSS BRASS	GL-R2-35-SM-GB
L9	DUET WALL SCONCE	WAC LIGHTING	BLACK	WS-55206-27-BK
L10	ACE	HUDSON VALLEY LIGHTING GROUP	BLACK	F5307-TBZ/BBA
L11	MAVEN BATH & WALL SCONCE	WAC LIGHTING	BLACK	WS-21014-BK
L12	GEOS CEILING MOUNT	WAC LIGHTING	WHITE	FM-4615-27-BR
L13	DUET WALL SCONCE	WAC LIGHTING	BLACK	WS-55206-27-BK
L14	BOA COLLECTION	AVE LIGHTING	BLACK	HF1900-3-BOA-BK
L15	REXTON INTEGRATED LED VANITY LIGHT	PATRIOT LIGHTING	MATTE BLACK	MV207

1 FIRST FLOOR REFLECTED CEILING PLAN  
 ID110 1/16" = 1'-0"

C:\Users\k.lambert\Documents\118\_HUGO\_WEST\_INTERIORS\_CENTRAL\_KLAMBERT\ID110.rvt  
 1/20/2024 5:12:01 PM



## SECOND FLOOR REFLECTED CEILING PLAN

SCALE: 1/16" = 1'-0"

NOTE: SEE M&E PLANS FOR LOCATIONS OF LIGHTING, VENTS AND FIRE SPRINKLER HEADS.

## RCP NOTES

- DO NOT SCALE DRAWINGS FOR CONSTRUCTION DIMENSIONS. NOTIFY DESIGNERS OF DISCREPANCIES AND MISSING INFORMATION AS REQUIRED.
- IN THE CASE OF AMBIGUITIES, DISCREPANCIES, OR IRREGULARITIES IN THE DRAWINGS AND/OR SPECIFICATIONS, THE CONTRACTOR SHALL SUBMIT A WRITTEN REQUEST FOR INFORMATION (RFI) FROM THE DESIGNER BEFORE PROCEEDING WITH WORK.
- GYP. BD. HEADERS TO BE CONSTRUCTED AT 1" BELOW LOWEST ADJACENT CEILING HEIGHT U.N.O.
- REFER TO SHEET A110, A120, AND A130 FOR TYPICAL CEILING DETAILS.
- SPECIALTY LIGHTING IS SHOWN AT PREFERRED DESIGN LOCATION. CONSULT DESIGNER AS SOON AS FEASIBLE IF FRAMING CONFLICTS ARE ANTICIPATED.
- ALL NEW DOORS ARE SHOWN OPEN AT 90-DEGREE ANGLE.
- OVERALL CEILING PAINT IS PT-9, UNLESS NOTED OTHERWISE.
- SET ONLY NOTATES SPECIALTY LIGHTING. SEE M&E PLANS FOR GENERAL LIGHTING.



275 Market Street, Ste. 368  
Minneapolis, MN 55405

612.819.1835 www.firmgroundae.com

I hereby certify that this plan, specification, or report was prepared by me or under my direct supervision and that I am a duly Licensed Architect under the laws of the state of Minnesota.

Thomas P. Wasmoen  
MM/DD/YYYY 20891  
Date Signed License No.

PARTNERS/CONSULTANTS

OWNER

SUMMIT MANAGEMENT, LLC  
6770 STILLWATER BLVD., STE. 110  
STILLWATER, MN 55082

PROJECT  
**HUGO WEST APARTMENTS**  
Hugo, MN

PROJECT NO. 24,148  
DRAWN BY K. LAMBERT  
CHECKED BY T. WASMOEN

© COPYRIGHT 2024 FIRMGROUND AE INC.

**NOT FOR CONSTRUCTION**

# ISSUE/REVISION DATE

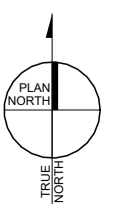
SHEET TITLE  
**SECOND FLOOR RCP**

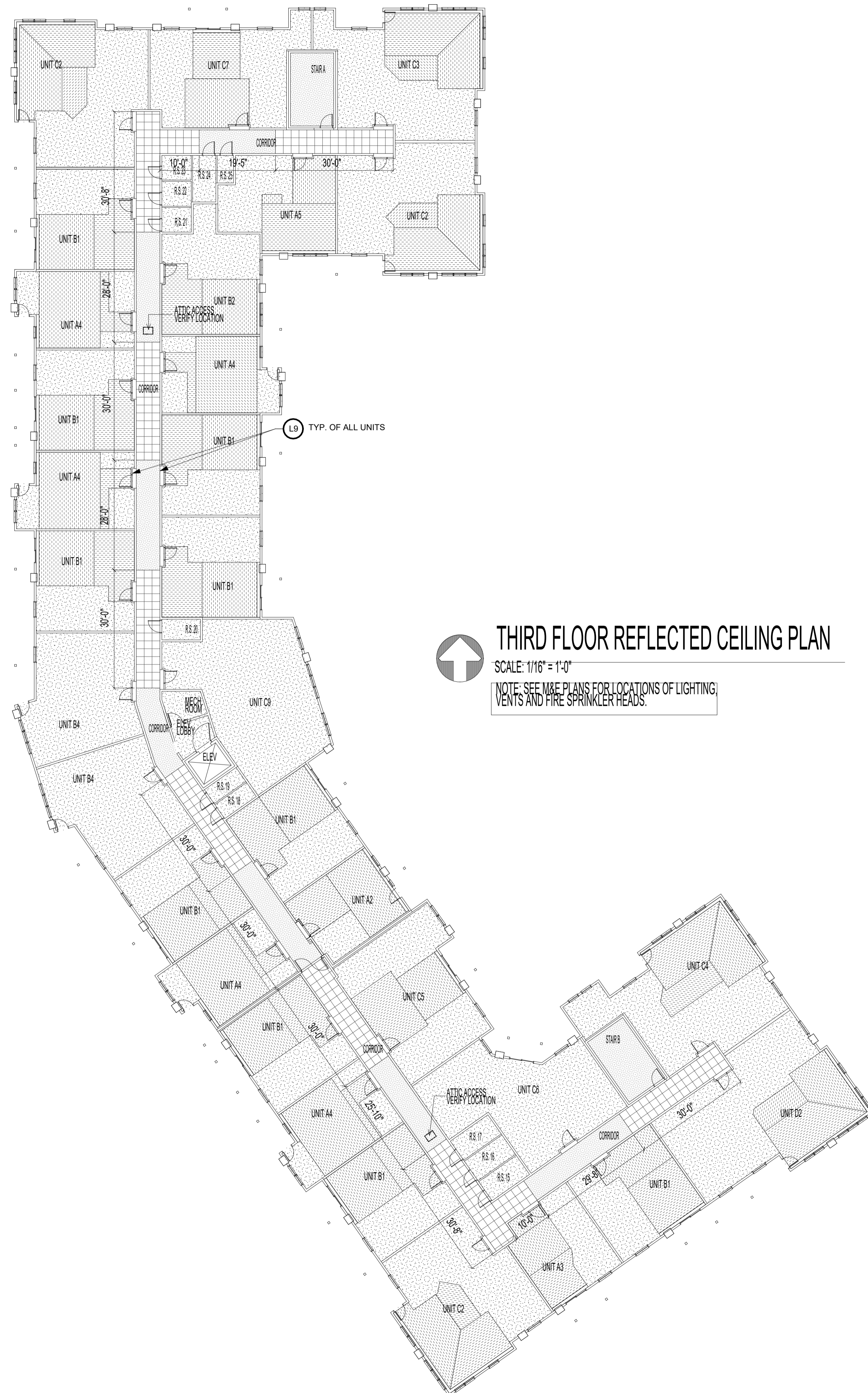
SHEET NUMBER

**ID120**  
FIRM GROUND architects & engineers

## LIGHTING SCHEDULE

NOTE NUMBER	NOTE TEXT	MANUFACTURER	COLOR	MODEL NUMBER
L1	MONACO MULTI PORT PENDANT	WAC LIGHTING	BLACK	HF9179-BK
L2	CARLA	CARPYN	NATURAL OAK	E27
L3	WAGNER	HUDSON VALLEY LIGHTING GROUP	BLACK	5541-OB
L4	LUNA LED	LITELINE	BLACK	RA2-7F
L5	BODEN LED MODERN MID CENTURY PENDANT	ARTIKA	BLACK	PDT-BOC-C1BL
L6	GLOW	ALLURE	BLACK	GL-R2-35-SM-BL
L7	EVOO FIELD-CURVABLE	LUMENWERX	N/A	TBD
L8	GLOW	ALLURE	GLOSS BRASS	GL-R2-35-SM-GB
L9	DUET WALL SCONCE	WAC LIGHTING	BLACK	WS-55206-27-BK
L10	ACE	HUDSON VALLEY LIGHTING GROUP	BLACK	F5307-TBZ/BBA
L11	MAVEN BATH & WALL SCONCE	WAC LIGHTING	BLACK	WS-21014-BK
L12	GEOS CEILING MOUNT	WAC LIGHTING	WHITE	FM-4615-27-BR
L13	DUET WALL SCONCE	WAC LIGHTING	BLACK	WS-55206-27-BK
L14	BOA COLLECTION	AVE LIGHTING	BLACK	HF1900-3-BOA-BK
L15	REXTON INTEGRATED LED VANITY LIGHT	PATRIOT LIGHTING	MATTE BLACK	MV207





**THIRD FLOOR REFLECTED CEILING PLAN**  
 SCALE: 1/16" = 1'-0"  
 NOTE: SEE M&E PLANS FOR LOCATIONS OF LIGHTING, VENTS AND FIRE SPRINKLER HEADS.

**RCP NOTES**

1. DO NOT SCALE DRAWINGS FOR CONSTRUCTION DIMENSIONS. NOTIFY DESIGNERS OF DISCREPANCIES AND MISSING INFORMATION AS REQUIRED.
2. IN THE CASE OF AMBIGUITIES, DISCREPANCIES, OR IRREGULARITIES IN THE DRAWINGS AND/OR SPECIFICATIONS, THE CONTRACTOR SHALL SUBMIT A WRITTEN REQUEST FOR INFORMATION (RFI) FROM THE DESIGNER BEFORE PROCEEDING WITH WORK.
3. GYP. BD. HEADERS TO BE CONSTRUCTED AT 1" BELOW LOWEST ADJACENT CEILING HEIGHT U.N.O.
4. REFER TO SHEET A110, A120, AND A130 FOR TYPICAL CEILING DETAILS.
5. SPECIALTY LIGHTING IS SHOWN AT PREFERRED DESIGN LOCATION. CONSULT DESIGNER AS SHOWN AS FEASIBLE IF FRAMING CONFLICTS ARE ANTICIPATED.
6. ALL NEW DOORS ARE SHOWN OPEN AT 90-DEGREE ANGLE.
7. OVERALL CEILING PAINT IS PT-9, UNLESS NOTED OTHERWISE.
8. SET ONLY NOTATES SPECIALTY LIGHTING. SEE M&E PLANS FOR GENERAL LIGHTING.

LIGHTING SCHEDULE				
NOTE NUMBER	NOTE TEXT	MANUFACTURER	COLOR	MODEL NUMBER
L1	MONACO MULTI PORT PENDANT	WAC LIGHTING	BLACK	HF9179-BK
L2	CARLA	CARPYN	NATURAL OAK	E27
L3	WAGNER	HUDSON VALLEY LIGHTING GROUP	BLACK	5541-OB
L4	LUNA LED	LITELINE	BLACK	RA2-7F
L5	BODEN LED MODERN MID CENTURY PENDANT	ARTIKA	BLACK	PDT-BOC-C1BL
L6	GLOW	ALLURE	BLACK	GL-R2-35-SM-BL
L7	EVOQ FIELD-CURVABLE	LUMENWERX	N/A	TBD
L8	GLOW	ALLURE	GLOSS BRASS	GL-R2-35-SM-GB
L9	DUET WALL SCONCE	WAC LIGHTING	BLACK	WS-55206-27-BK
L10	ACE	HUDSON VALLEY LIGHTING GROUP	BLACK	FS307-TBZ/BBA
L11	MAVEN BATH & WALL SCONCE	WAC LIGHTING	BLACK	WS-21014-BK
L12	GEOS CEILING MOUNT	WAC LIGHTING	WHITE	FM-4615-27-BR
L13	DUET WALL SCONCE	WAC LIGHTING	BLACK	WS-55206-27-BK
L14	BOA COLLECTION	AVE LIGHTING	BLACK	HF1900-3-BOA-BK
L15	REXTON INTEGRATED LED VANITY LIGHT	PATRIOT LIGHTING	MATTE BLACK	MV207



**275 Market Street, Ste. 368**  
**Minneapolis, MN 55405**  
 612.819.1835 www.firmgroundae.com

I hereby certify that this plan, specification, or report was prepared by me or under my direct supervision and that I am a duly Licensed Architect under the laws of the state of Minnesota.

**Thomas P. Wasmoen**  
 MM/DD/YYYY 20891  
 Date Signed License No.

PARTNERS/CONSULTANTS

OWNER  
**SUMMIT MANAGEMENT, LLC**  
 6770 STILLWATER BLVD., STE. 110  
 STILLWATER, MN 55082

PROJECT  
**HUGO WEST APARTMENTS**  
 Hugo, MN

PROJECT NO. 24,148  
 DRAWN BY K. LAMBERT  
 CHECKED BY T. WASMOEN

© COPYRIGHT 2024 FIRMGROUND AE INC.

**NOT FOR CONSTRUCTION**

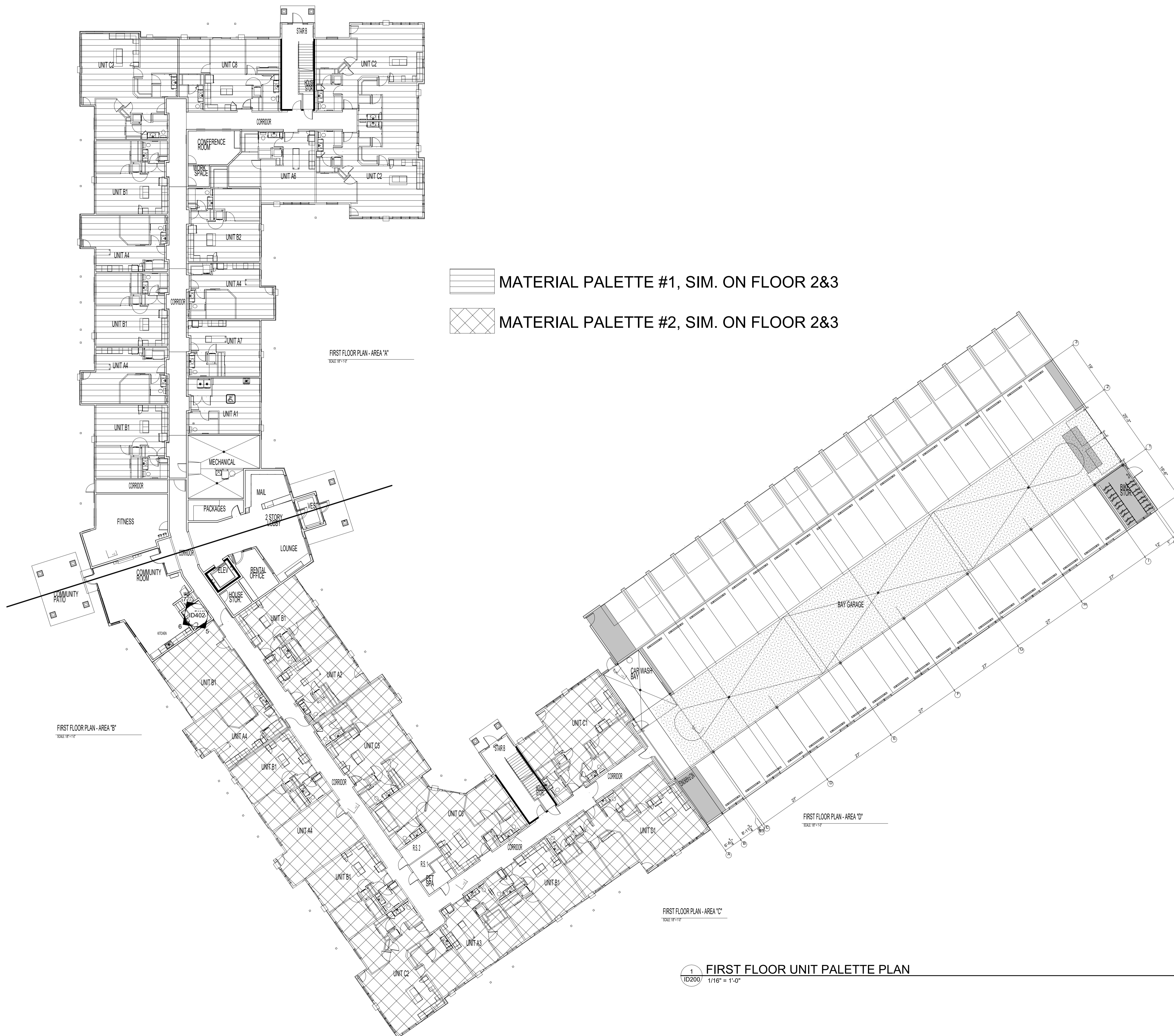
# ISSUE/REVISION DATE

SHEET TITLE  
**THIRD FLOOR RCP**

SHEET NUMBER

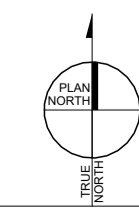


C:\Users\K.Lambert\Documents\148\_HUGO\_WEST\_INTERIORS\_CENTRAL\_K.LAMBERT\ID130.rvt  
 1/23/2024 5:12:02 PM



MATERIAL PALETTE #1, SIM. ON FLOOR 2&3  
 MATERIAL PALETTE #2, SIM. ON FLOOR 2&3

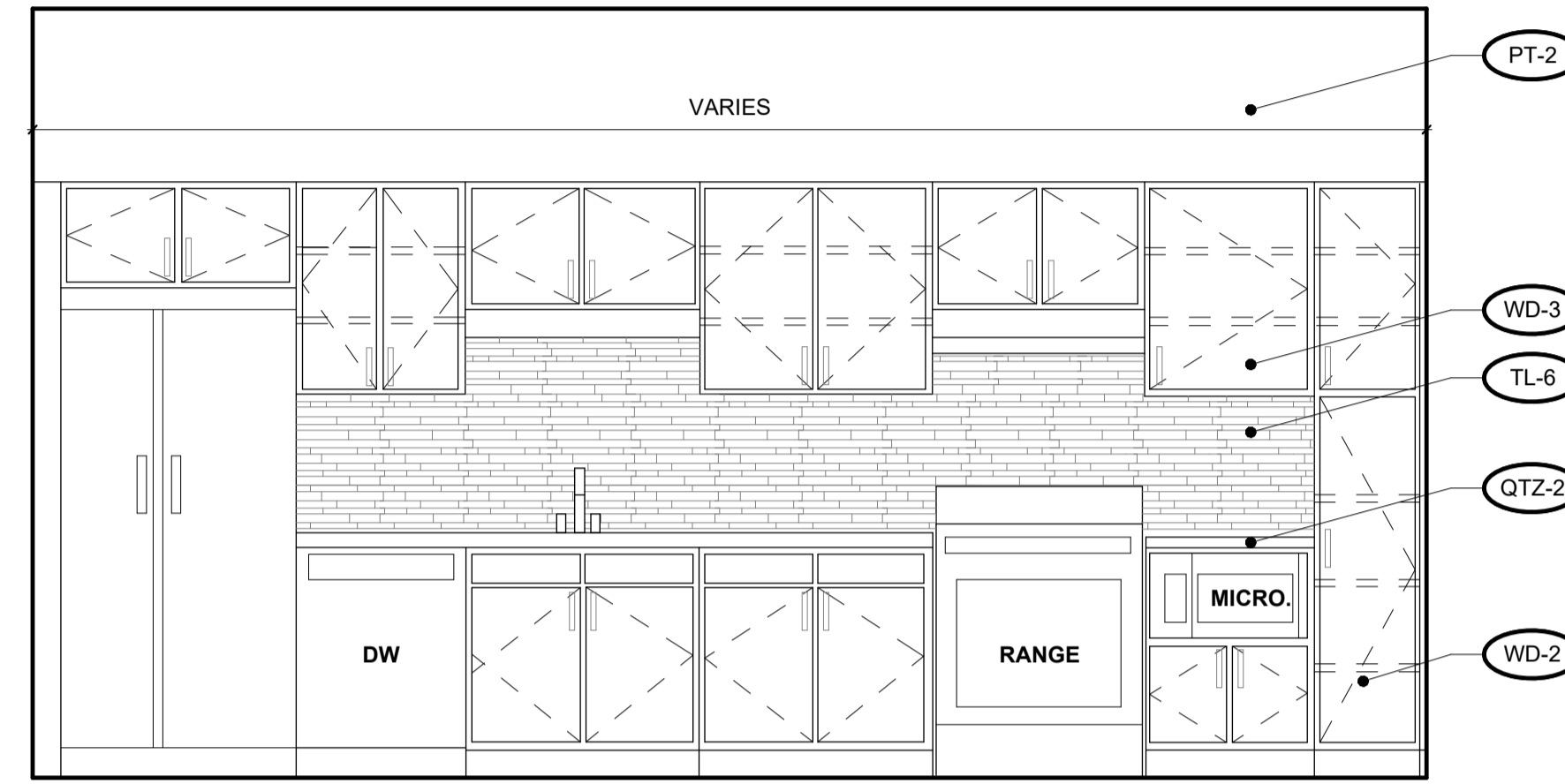
1  
ID200  
FIRST FLOOR UNIT PALETTE PLAN  
1/16" = 1'-0"



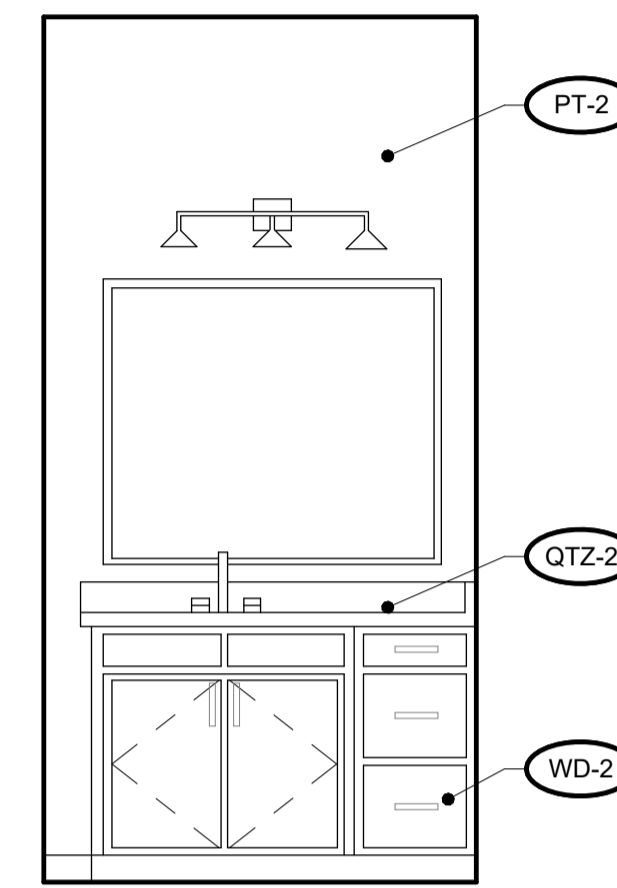
# UNIT FINISH PLANS GENERAL NOTES

1. THE CONTRACTOR SHALL BE RESPONSIBLE FOR VERIFYING PRODUCT AVAILABILITY AND LEAD TIMES PRIOR TO ORDERING. THE CONTRACTOR SHALL NOTIFY THE DESIGNERS OF CONFLICTS IMMEDIATELY.
2. ALL FINISH MATERIALS ARE TO BE INSTALLED FOLLOWING MANUFACTURER RECOMMENDATIONS AND DIRECTIONS IN THE PROJECT SPECIFICATIONS MANUAL, IF PRESENT. CONSULT ARCHITECT IN THE EVENT OF DISCREPANCY BETWEEN DOCUMENTS AND MANUFACTURER INSTALLATION INSTRUCTIONS.
3. ALL FLOORING MATERIAL TRANSITIONS GREATER THAN 1/16" IN HEIGHT ARE TO RECEIVE A FLOORING TRANSITION STRIP. SCHLUTER METAL TRANSITION STRIPS ARE TO BE THE BASIS OF DESIGN UNLESS NOTED OTHERWISE ON THESE DOCUMENTS. ALL PAINT TO HAVE AN EGGSHELL FINISH UNLESS NOTED OTHERWISE.
4. TALL CABINETS IN OPTION 1 FINISH PALETTE TO BE FINISHED TO MATCH BASE CABINET COLOR.

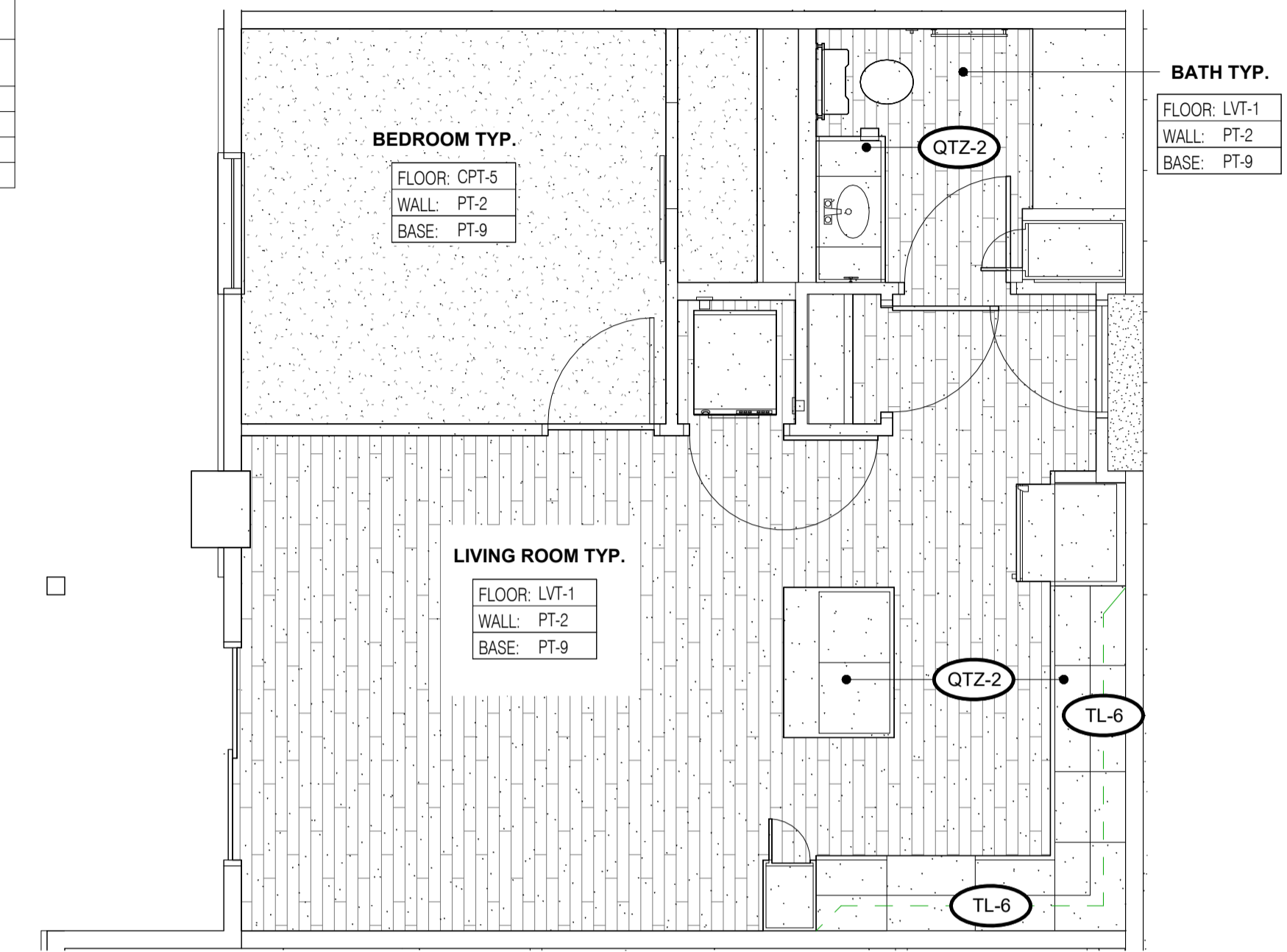
INTERIOR FINISH & MATERIAL SCHEDULE - OPTION 1								
MARK	MATERIAL DESCRIPTION	MANUFACTURER	MODEL	COLOR / FINISH	SIZE	COMMENTS	LOCATION	REP CONTACT
CPT-5	BROADLOOM CARPET	MANNINGTON COMMERCIAL	DWELLINGS WISH	ZEAL #83844	12' ROLL		UNITS	lisa.fahey@mannington.com
GR-4	GROUT	MAPEI	#00	WHITE			UNIT 1 BACKSPLASH	
GT-1	GRANITE	ALPINE CABNETRY	G103	WHITE SAND	2 CM	BID ALTERNATE TO QTZ-2	UNIT 1	marki@alpinecabinetry.com
LVT-1	LVT	MANNINGTON COMMERCIAL	ONWARD 12	NORTHERN SILKY OAK ONW12-1190	6" X 36"		UNIT 1	lisa.fahey@mannington.com
PT-2	PAINT	SHERWIN WILLIAMS	SW7570	EGRET WHITE	LOW SHEEN EGGSHELL	MATERIAL PALETTE #1 & #2	UNITS	
PT-9	PAINT	SHERWIN WILLIAMS	SW7566	WESTHIGHLAND WHITE	FLAT FOR CEILING, LOW/LUSTER FOR TRIM		CEILING & TRIM	
QTZ-2	QUARTZ	MSI SURFACES	Q QUARTZ	GRAY LAGOON	2 CM	CONCRETE FINISH	UNIT 1	cassandra.m@msisurfaces.com
TL-6	TILE	DALTILE	AMITY	WHITE GLASS AM50	RANDOM LINEAR	SHEET MOSAIC	UNIT 1 BACKSPLASH	julie.joos@daltile.com
WD-2	WOOD	ALPINE CABNETRY	OAK	HUSK SNW			UNIT 1 BASE	marki@alpinecabinetry.com
WD-3	WOOD	ALPINE CABNETRY	OAK	WHITE			UNIT 1 UPPERS	marki@alpinecabinetry.com



KITCHEN TYPICAL FINISHES: LAYOUT NOT REPRESENTATIVE OF ALL UNITS - FOR FINISH REFERENCE ONLY



BATH TYPICAL FINISHES: LAYOUT NOT REPRESENTATIVE OF ALL UNITS FOR FINISH REFERENCE ONLY

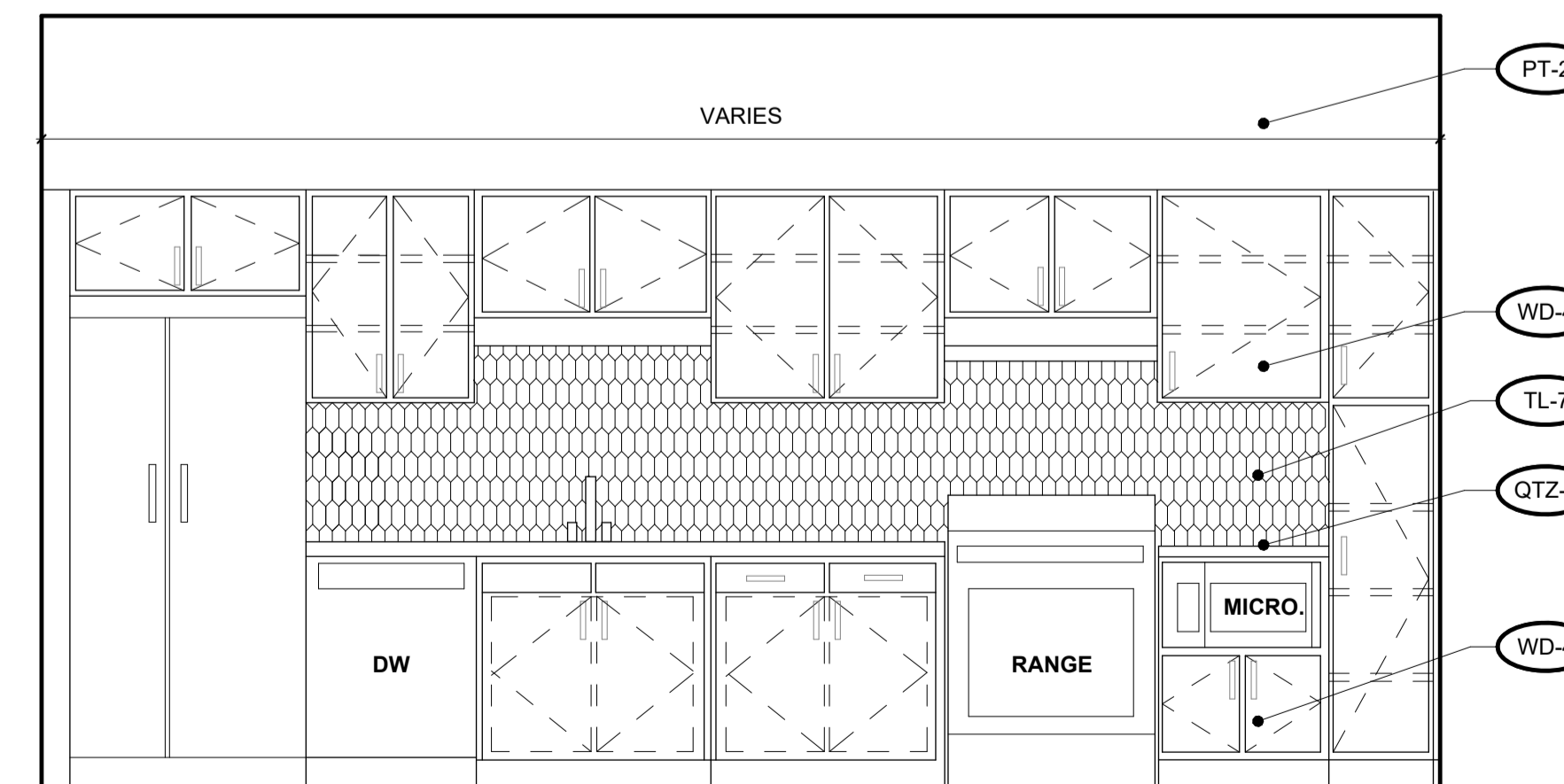


3 TYP. UNIT KITCHEN ELEVATION - OPTION 1  
ID201 12" = 1'-0"

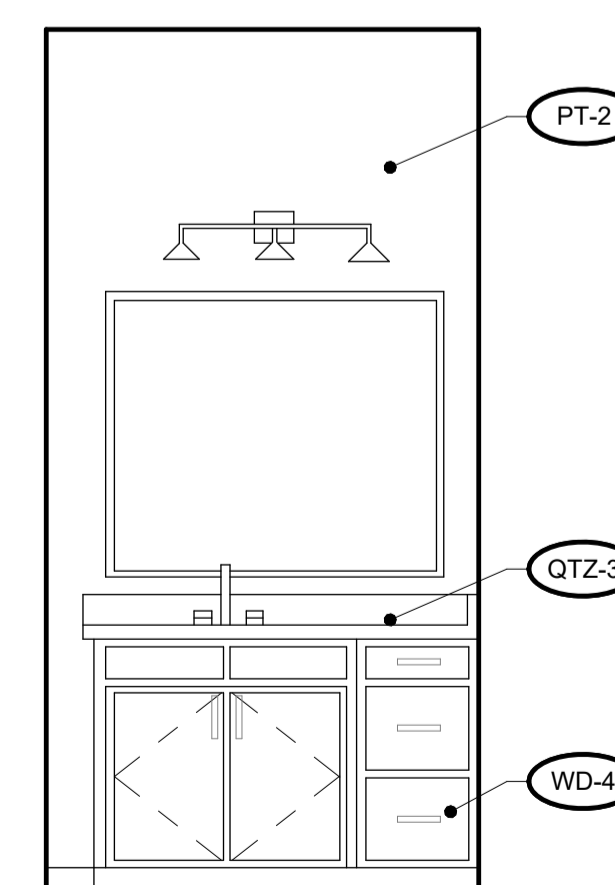
4 TYP. UNIT VANITY ELEVATION - OPTION 1  
ID201 12" = 1'-0"

1 UNIT PLAN TYP - OPTION 1  
ID201 1/4" = 1'-0"

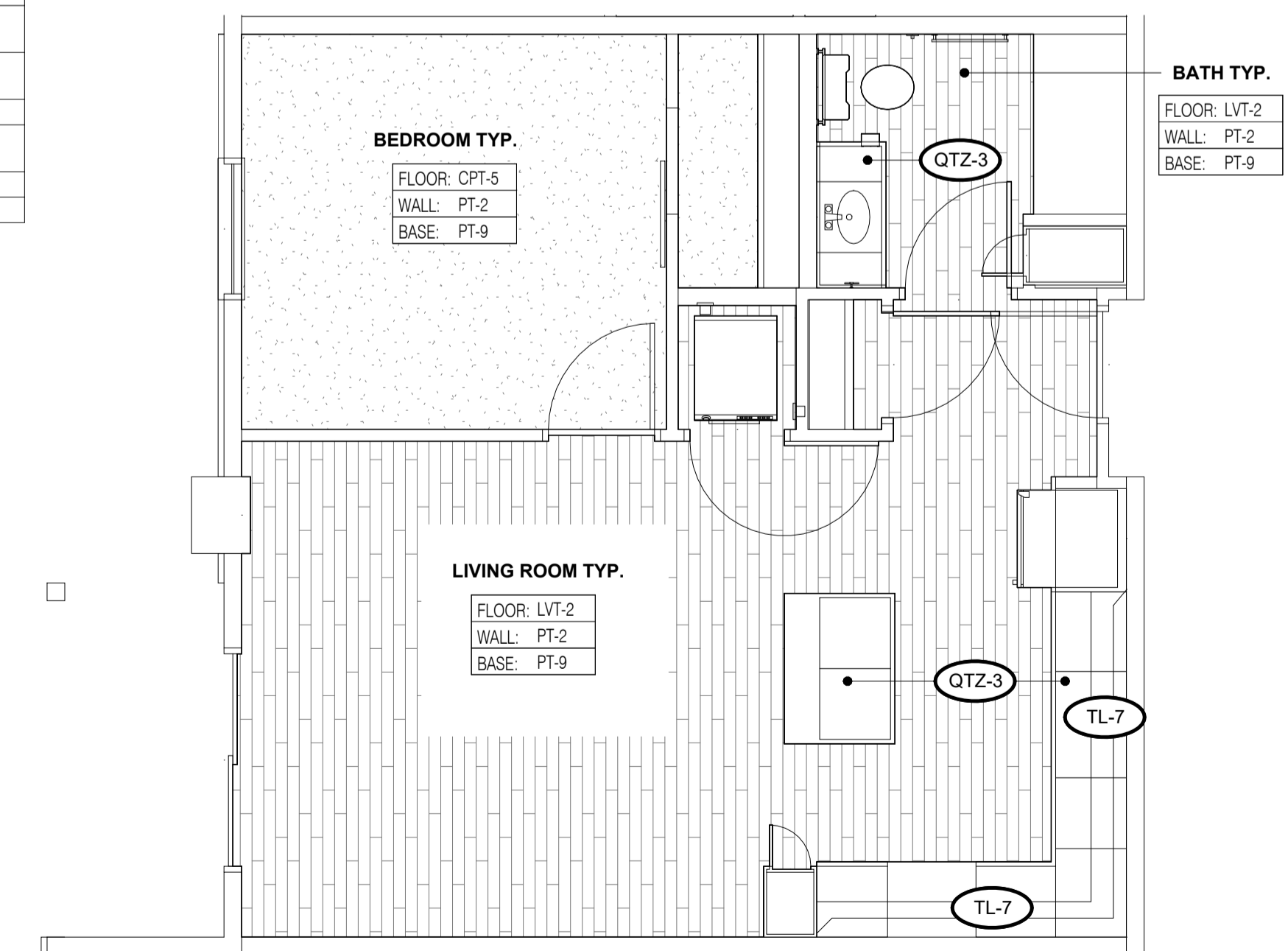
INTERIOR FINISH & MATERIAL SCHEDULE - OPTION 2								
MARK	MATERIAL DESCRIPTION	MANUFACTURER	MODEL	COLOR / FINISH	SIZE	COMMENTS	LOCATION	REP CONTACT
CPT-5	BROADLOOM CARPET	MANNINGTON COMMERCIAL	DWELLINGS WISH	ZEAL #83844	12' ROLL		UNITS	lisa.fahey@mannington.com
GR-2	GROUT	MAPEI	#106	WALNUT			COMMON ROOM BACKSPASH & UNIT 2(?)	
LVT-2	LVT	MANNINGTON COMMERCIAL	ONWARD 12	HOLDEN OAK ONW12 1222	6" X 36"		UNIT 2	lisa.fahey@mannington.com
PT-2	PAINT	SHERWIN WILLIAMS	SW7570	EGRET WHITE	LOW SHEEN EGGSHELL	MATERIAL PALETTE #1 & #2	UNITS	
PT-9	PAINT	SHERWIN WILLIAMS	SW7566	WESTHIGHLAND WHITE	FLAT FOR CEILING, LOW/LUSTER FOR TRIM		CEILING & TRIM	
QTZ-3	QUARTZ	MSI SURFACES	Q QUARTZ	CARRARA MIST	2 CM		UNIT 2	cassandra.m@msisurfaces.com
QTZ-6	QUARTZ	DALTILE	ONE QUARTZ	CARRARA PISA OQ96	2 CM	BID ALTERNATE TO QTZ-3	UNIT 2	julie.joos@daltile.com
TL-7	TILE	DALTILE	MYTHOLOGY	OLYMPUS PICKET MY91	2" X 5" PICKET		UNIT 2 BACKSPLASH	julie.joos@daltile.com
WD-4	WOOD	ALPINE CABNETRY	OAK	PECAN			UNIT 2	marki@alpinecabinetry.com



KITCHEN TYPICAL FINISHES: LAYOUT NOT REPRESENTATIVE OF ALL UNITS - FOR FINISH REFERENCE ONLY

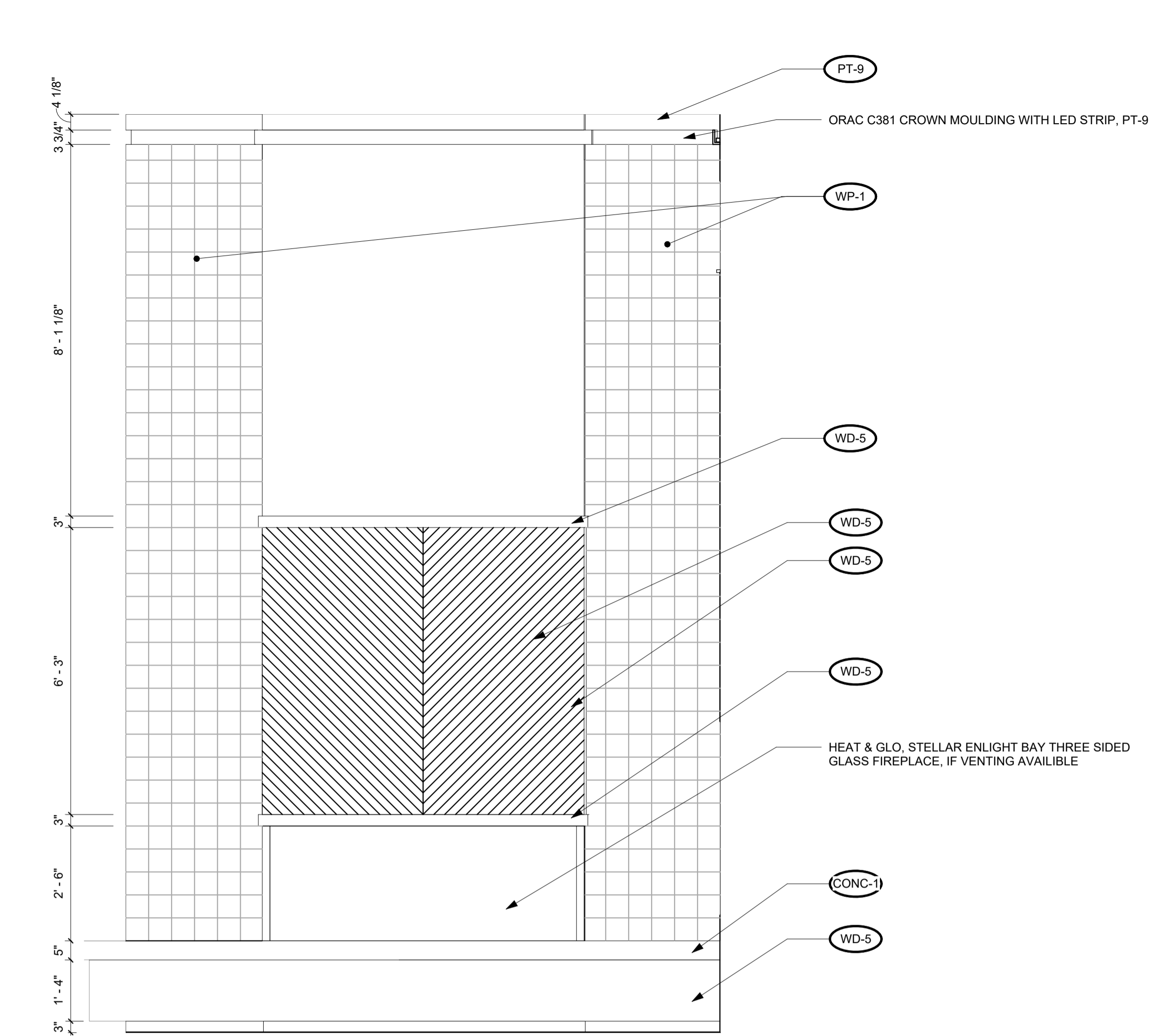


6 TYP. UNIT VANITY ELEVATION - OPTION 2  
ID201 12" = 1'-0"

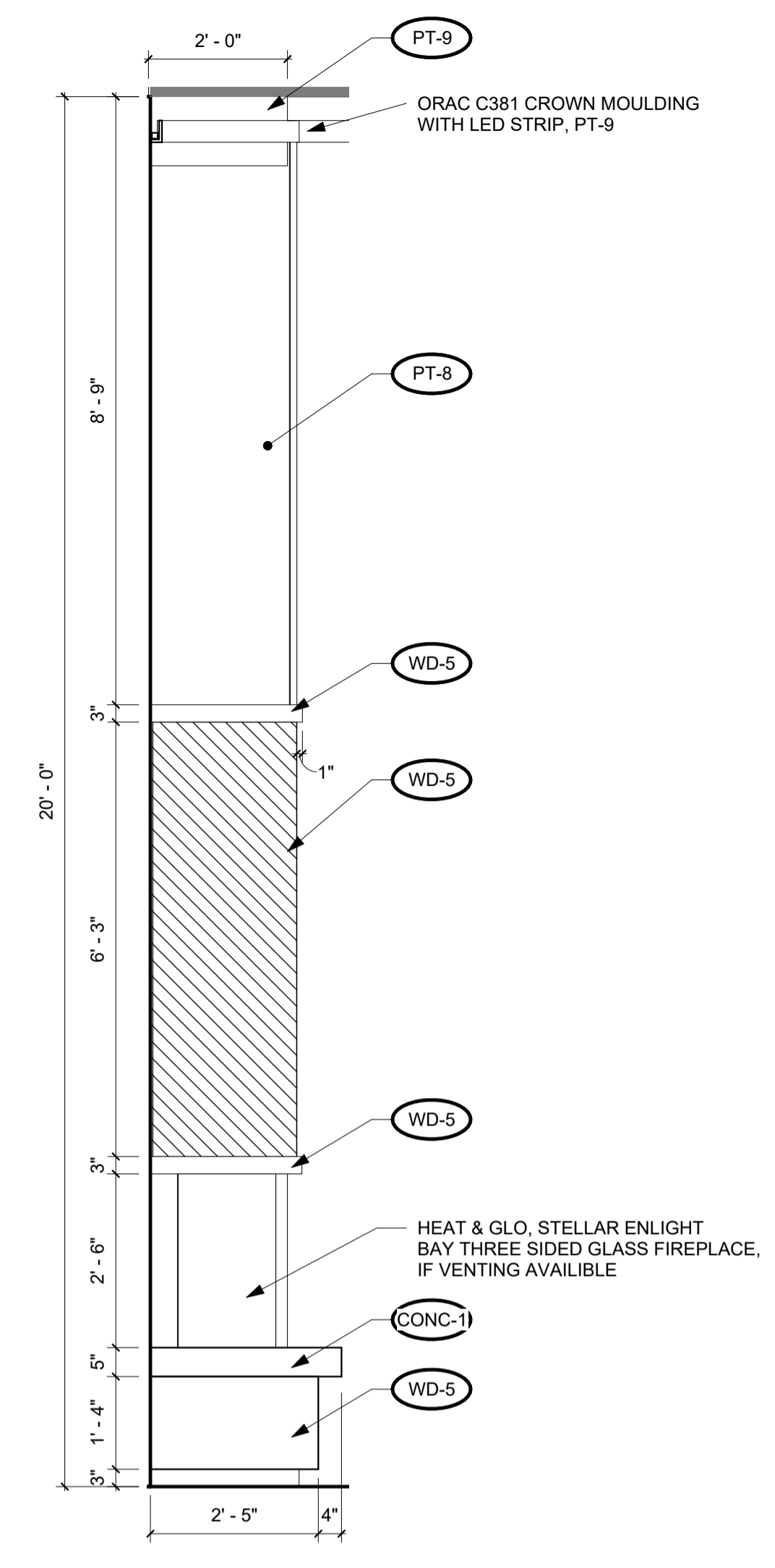


2 UNIT PLAN TYP - OPTION 2  
ID201 1/4" = 1'-0"

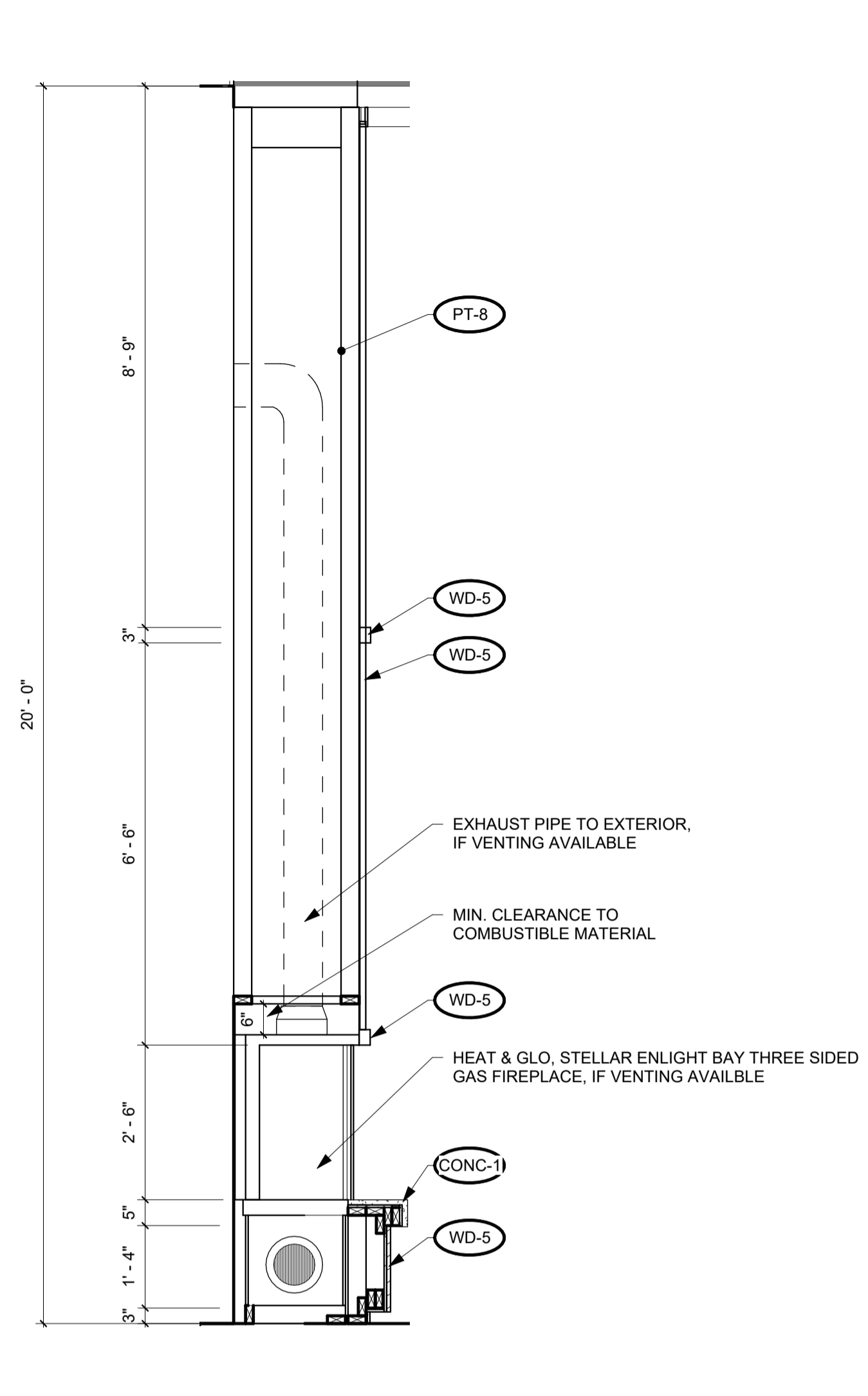
5 TYP. UNIT KITCHEN ELEVATION - OPTION 2  
ID201 12" = 1'-0"



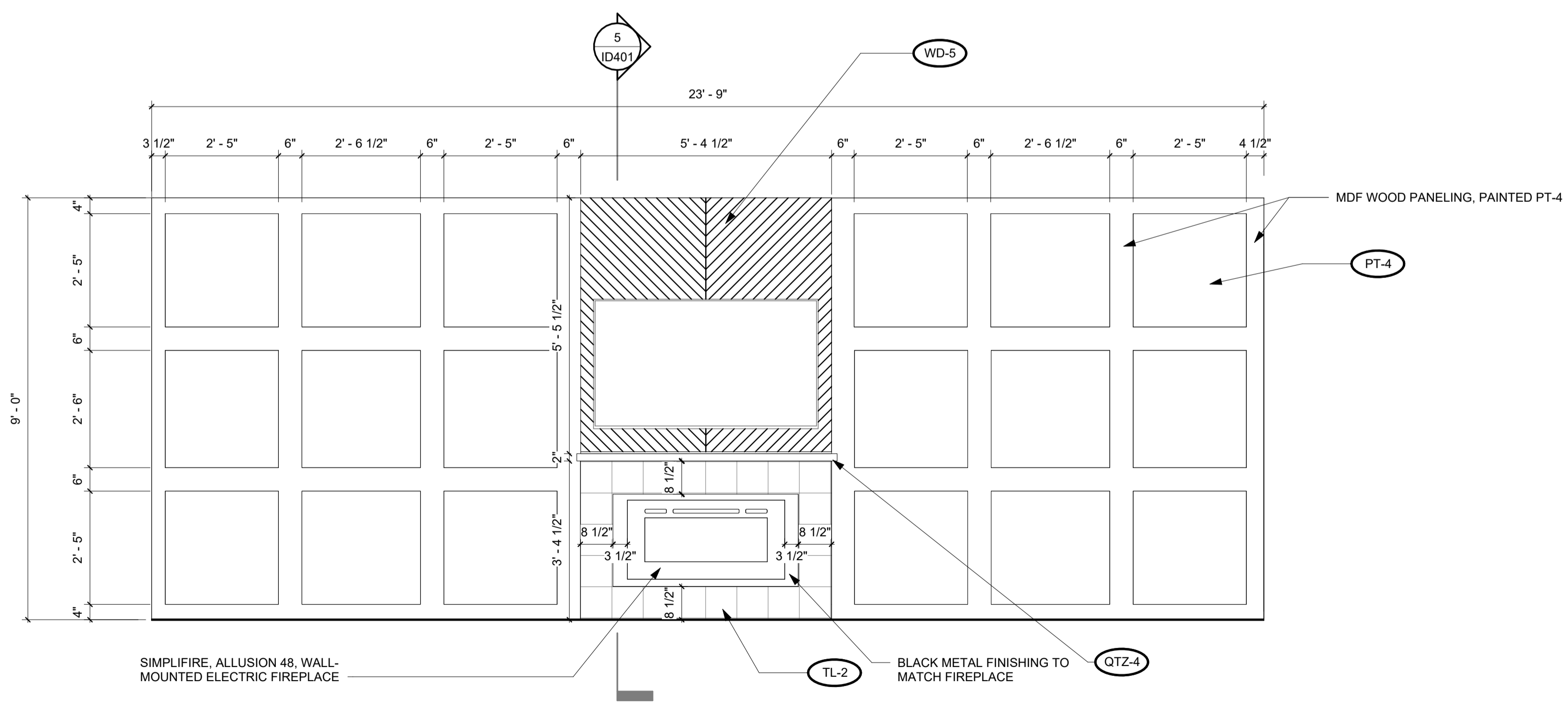
1 LOBBY FIREPLACE ELEVATION - SOUTH  
 ID401 1/2" = 1'-0"



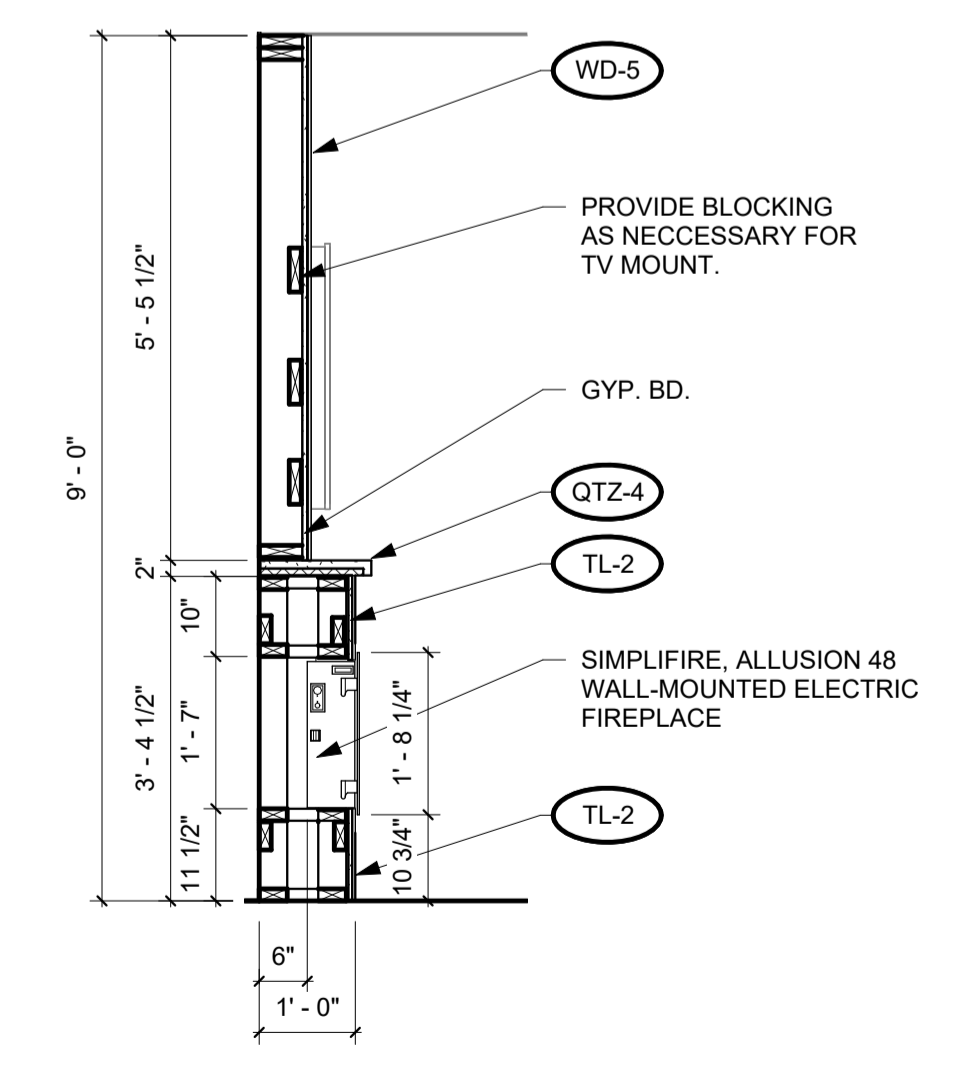
2 LOBBY FIREPLACE ELEVATION  
 ID401 1/2" = 1'-0"



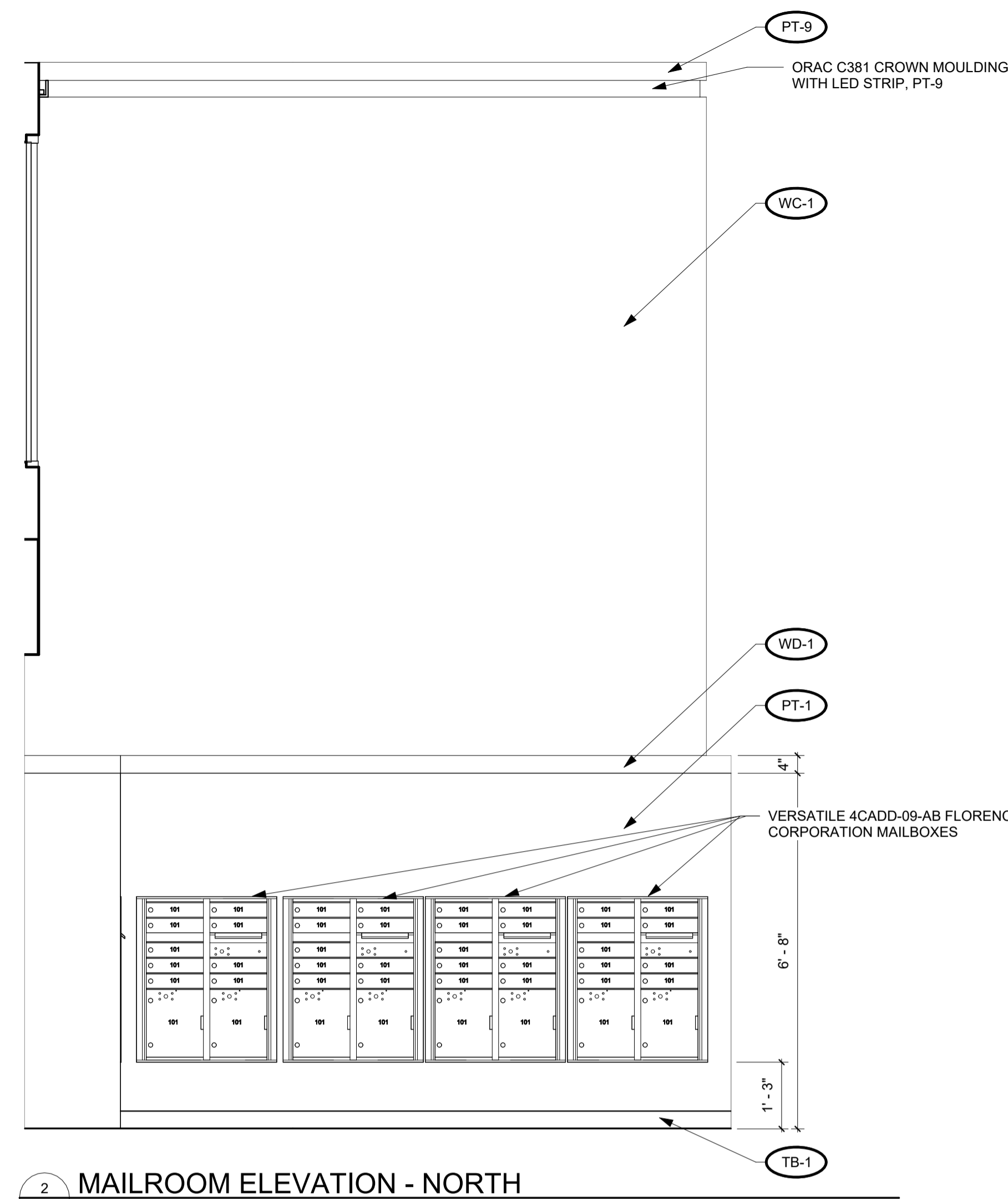
3 LOBBY FIREPLACE SECTION  
 ID401 1/2" = 1'-0"



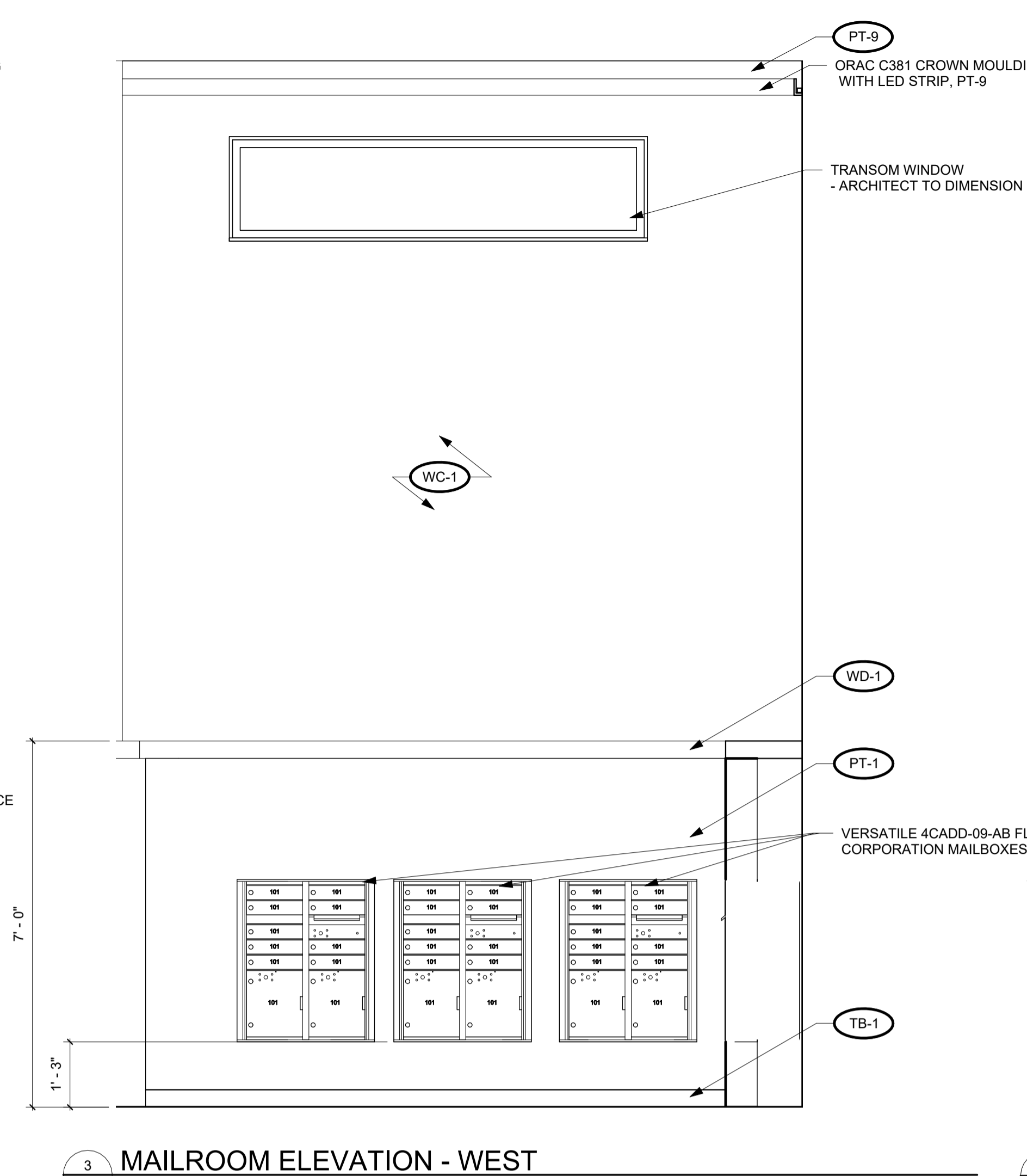
4 COMMUNITY ROOM FIREPLACE  
 ID401 1/2" = 1'-0"



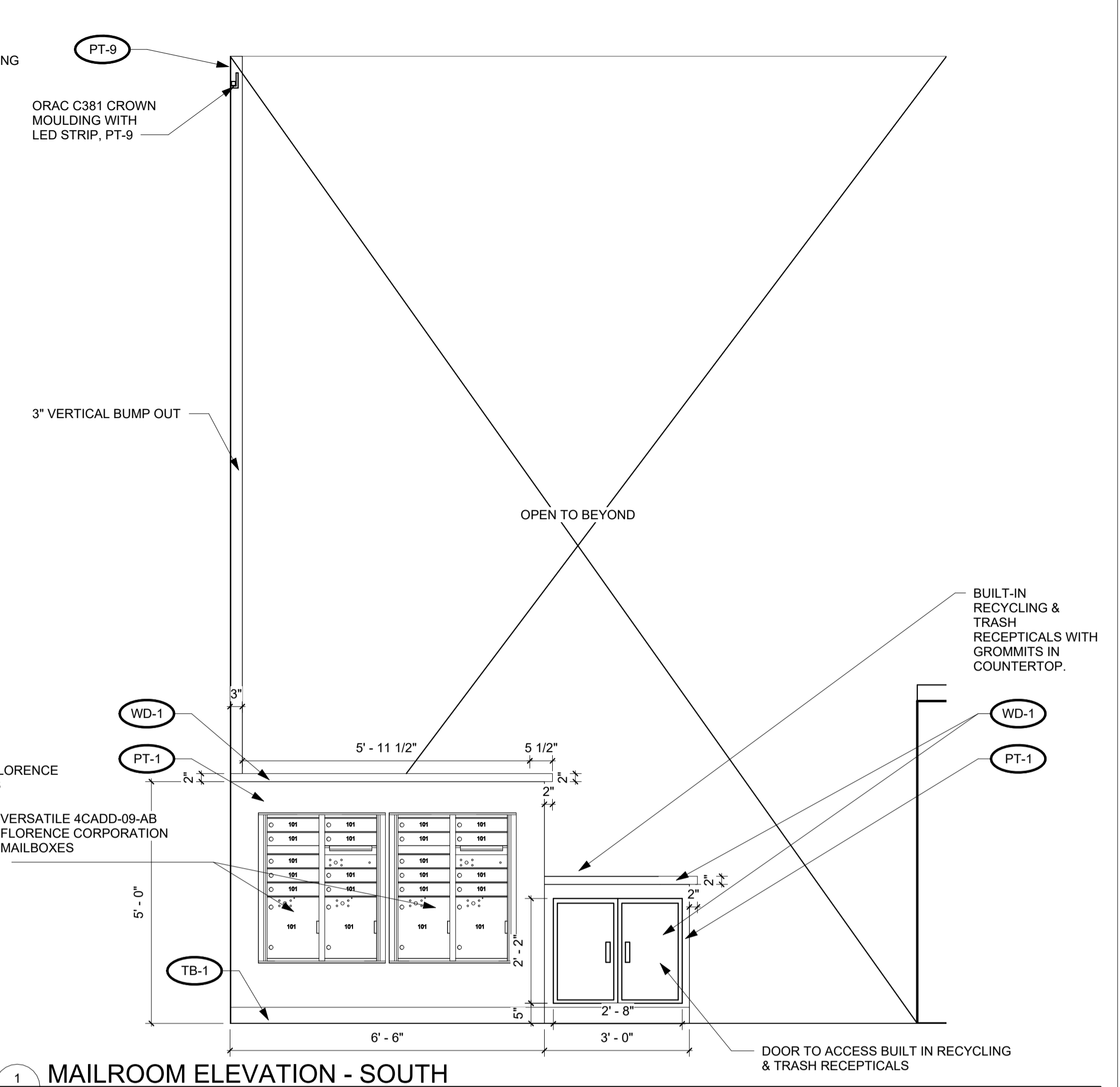
5 COMMUNITY ROOM SECTION  
 ID401 1/2" = 1'-0"



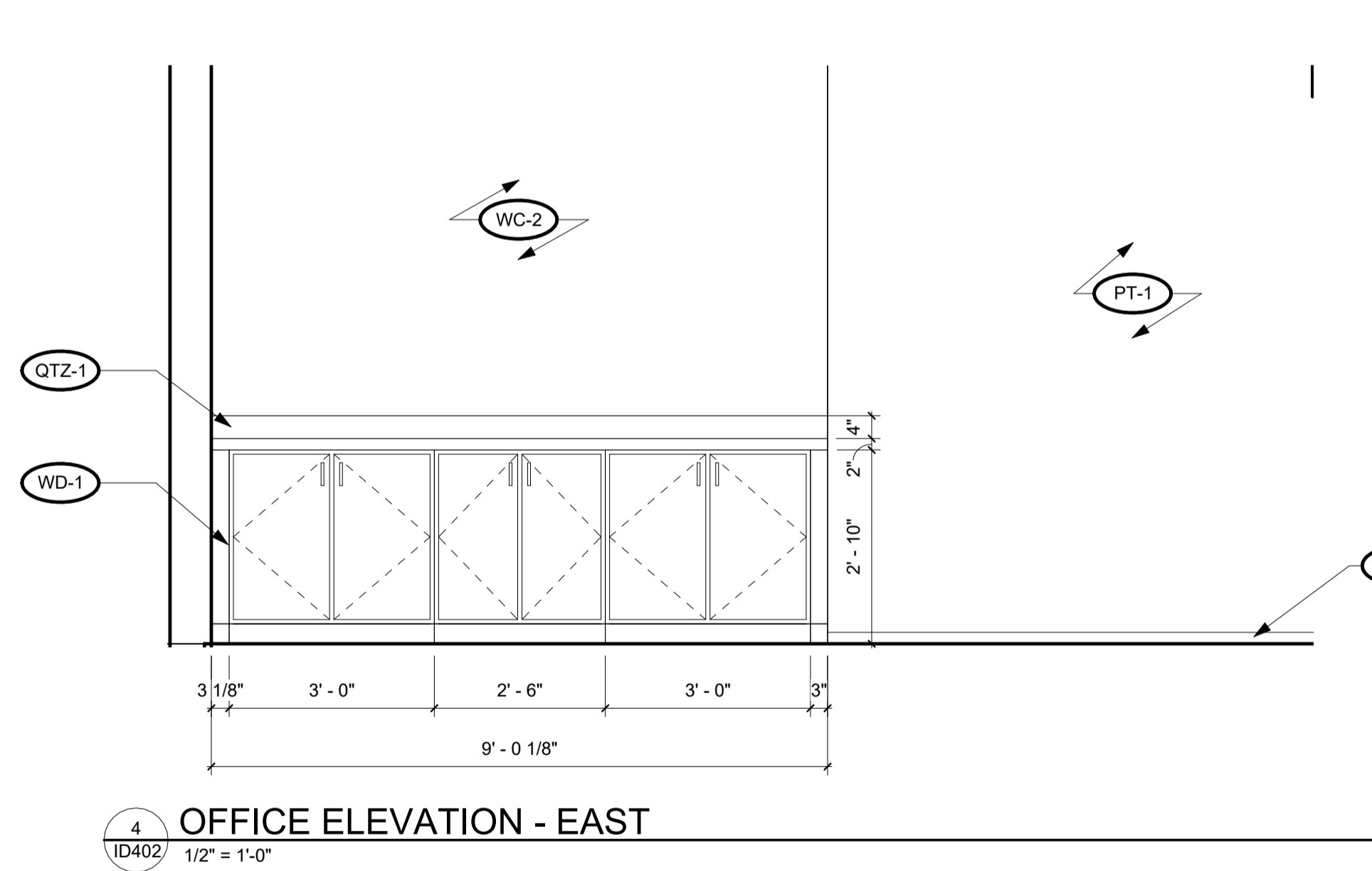
2 MAILROOM ELEVATION - NORTH  
ID402 1/2" = 1'-0"



3 MAILROOM ELEVATION - WEST  
ID402 1/2" = 1'-0"



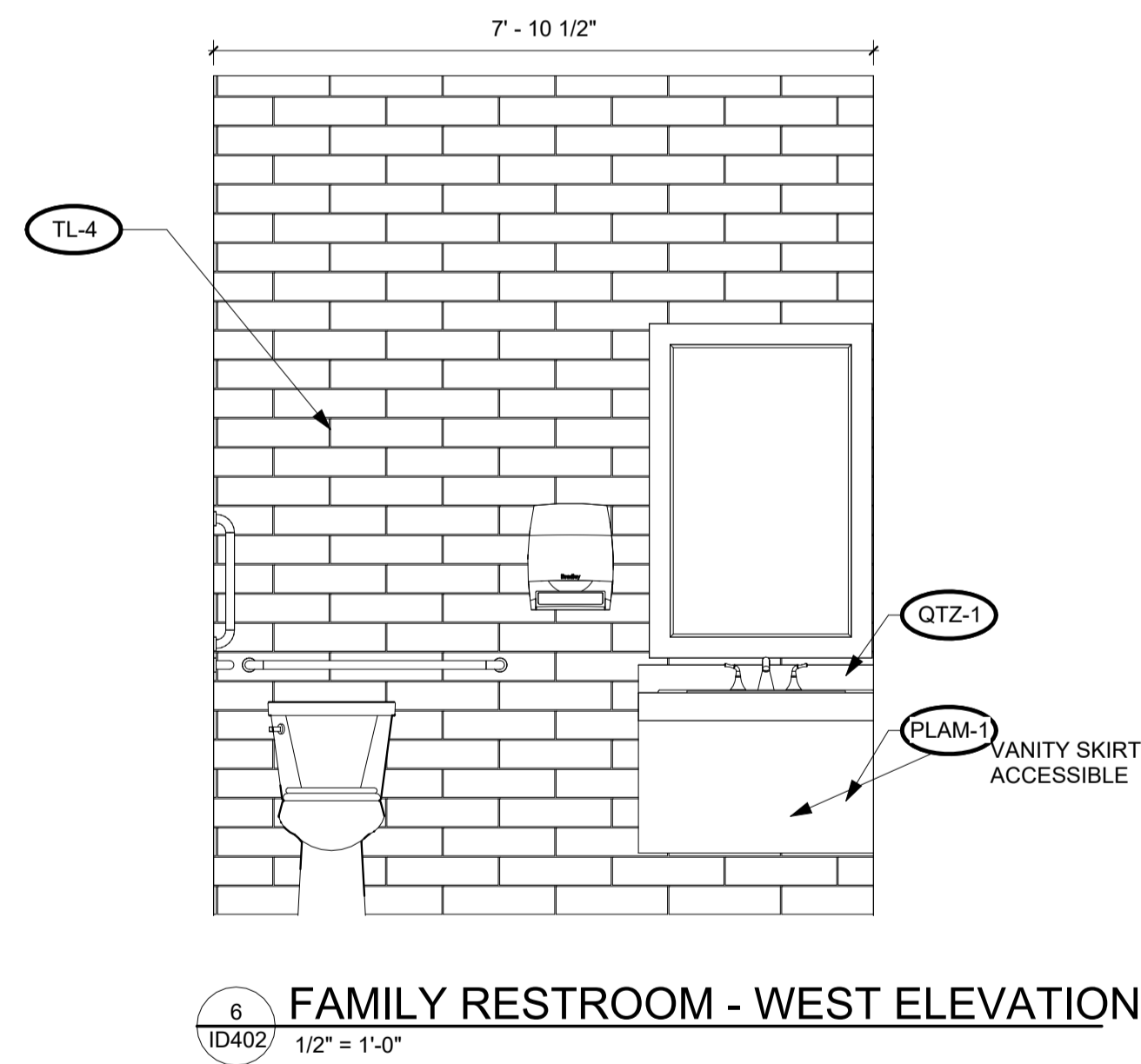
1 MAILROOM ELEVATION - SOUTH  
ID402 1/2" = 1'-0"



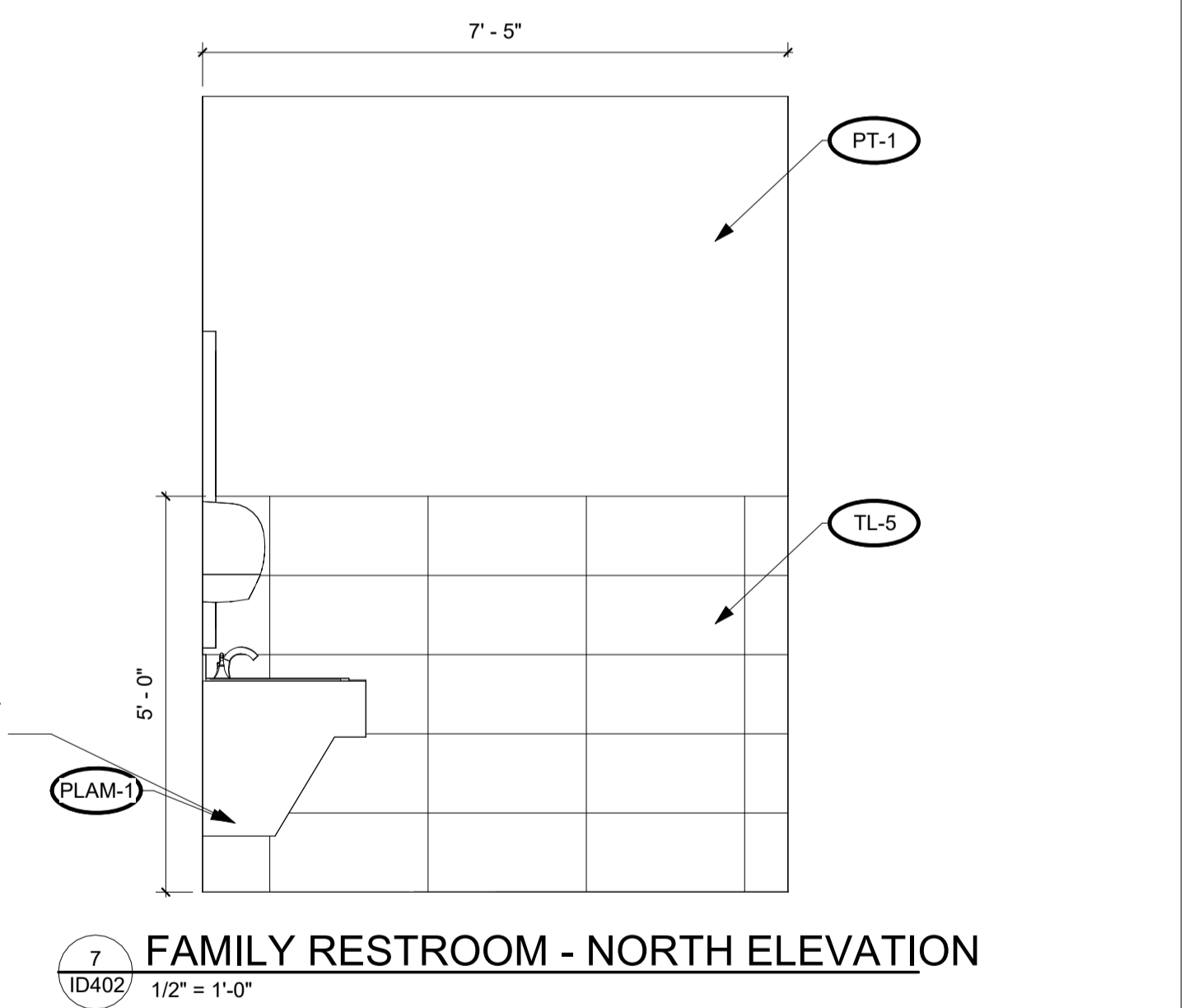
4 OFFICE ELEVATION - EAST  
ID402 1/2" = 1'-0"



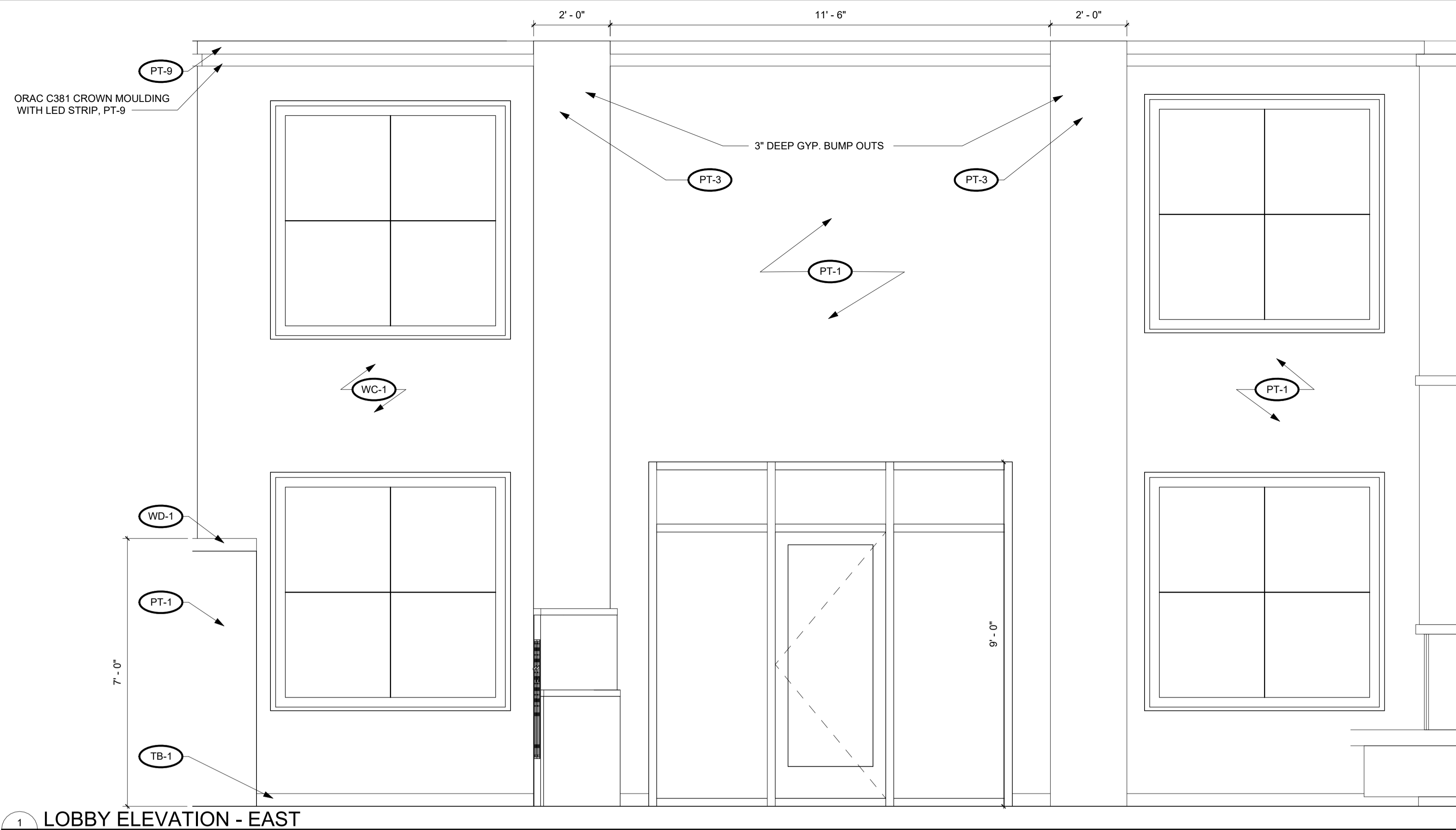
5 FAMILY RESTROOM - SOUTH ELEVATION  
ID402 1/2" = 1'-0"



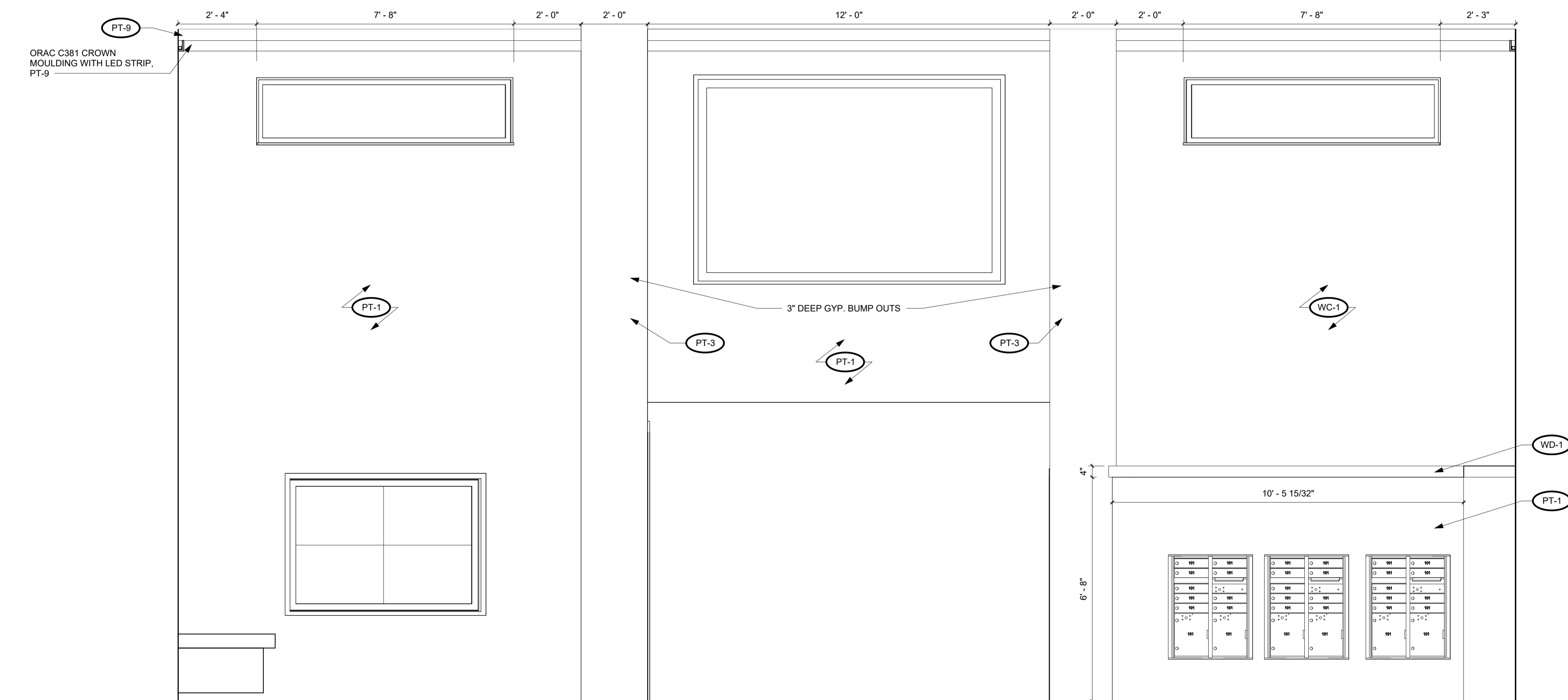
6 FAMILY RESTROOM - WEST ELEVATION  
ID402 1/2" = 1'-0"



7 FAMILY RESTROOM - NORTH ELEVATION  
ID402 1/2" = 1'-0"



**1 LOBBY ELEVATION - EAST**  
ID403 1/2" = 1'-0"



**2 LOBBY ELEVATION - WEST**  
ID403 1/2" = 1'-0"

